



MATRIX
2019 CARDIO BROCHURE



CONTENTS

4 MATRIX FITNESS

TOTAL SOLUTIONS PARTNER
STRONG. SMART. BEAUTIFUL.™

8 MATRIX CONNECTED SOLUTIONS

20 TREADMILLS


32 ASCENTS & ELLIPTICALS

50 CLIMBMILLS & STEPPERS

62 CYCLES

80 GROUP TRAINING

TRAINING CYCLES
S-DRIVE™ PERFORMANCE TRAINERS
S-FORCE™ PERFORMANCE TRAINER
ROWERS
KRANKCYCLE®



GET MORE THAN THE WORLD'S FINEST FITNESS EQUIPMENT

When you choose Matrix, you're getting more than the world's finest fitness equipment. You're getting a partner that will be there, for your grand opening and every day after. Together, there's no detail of your business that we can't refine, reimagine or reinvent. And that includes your bottom line.

FACILITY PLANNING

Your space. Your goals. Your budget. We'll help bring your fitness center to life from your earliest ideas to the day you open your doors.

CERTIFIED INSTALLATION/SERVICE KIT

Maximize uptime. Optimize your investment. We provide all the tools you need to get up and running and stay that way.

INDUSTRY-LEADING WARRANTIES

Our promise of quality to you. We offer all of the protection you need to choose confidently, and know that you've chosen the products with the lowest cost of ownership in the industry.

TURNKEY PREVENTIVE MAINTENANCE PROGRAM

Protect your investment with our Preventive Maintenance Program — in addition to the regular tips we provide to extend equipment life, you'll get routine maintenance visits performed by expert technicians, all customized to your equipment and schedule.

FINANCING*

Whenever possible, we work with our customers to develop financial solutions that expand their options and maximize their investments.

UNMATCHED CUSTOMER SUPPORT

A 95% first-time fix rate. A 90% live answer rate in two minutes or less. A 48-hour service response window. 260 service providers with over 600 technicians to serve you. And with our amazing console technology, we can provide diagnostic services remotely or on site.

MATRIX LEARNING

Product training. Maintenance tips. Career building. On-demand educational videos. A whole new world of service and support. It's all at your fingertips with Matrix Learning (matrixlearningcenter.com).

TOTAL MARKETING SUPPORT KIT

You want to let clients know about the exciting programs and products that make your facility different, and we want to help. Ask us about customized promotional materials to help you reach and retain clients like never before.

* Availability of financing options varies by market.



RIX
• Beautiful



STRONG. SMART. BEAUTIFUL.™

It's more than a tagline. It's our holistic promise to you that these three qualities will shine through every product that hits your floor and define our ongoing partnership.

STRONG


Our high-quality, ultra-durable products are just as strong as our commitment to be your partner, not just your supplier. This strength gives us a solid foundation for success, today and in the future, and has made us one of the world's fastest-growing commercial fitness brands.

SMART

We listen and create products with a purpose in mind — to address your needs and resolve them in ingenious ways. Forward-thinking options like Asset Management™ and Virtual Active™ enhance and redefine the exercise experience, for both you and your members.

BEAUTIFUL

Our products attract beginners and fitness enthusiasts alike. Every piece of equipment is approachable, unintimidating and a pleasure to use. We continue to set new industry standards through award-winning aesthetic distinction and incredible attention to detail.



MATRIX CONNECTED SOLUTIONS

GET CONNECTED TO A WORLD OF DIGITAL SOLUTIONS

You want to deliver an unmatched fitness experience, and Matrix Connected Solutions give you the flexible tools you need to do it your way, regardless of the size of your facility or budget.

With the power of our robust, open platform at your fingertips, service and maintenance become hassle-free. Your trainers can connect and engage with members in new ways for better results and more referrals. Everyone who comes through your doors can instantly connect to their favorite music, entertainment and social networks. It's easier than ever to expand your marketing efforts and make your brand the center of each member's fit lifestyle. And that's just a taste of what Matrix Connected Solutions can do.

Discover how our complete selection of hardware and software solutions can help bring your vision of fitness to life in bigger, bolder, brighter ways than ever before.






CONNECTED SOLUTIONS

MATRIX CONNECTED SOLUTIONS **YOUR GOALS**

You have a vision of fitness that's all your own. The flexibility of our complete digital ecosystem lets you choose how you enhance your business, streamline your administrative tasks, impress the people you serve and much more.





INCREASE RETENTION

Bringing members back again is essential to the success of your business. With our smart digital options, they won't just come back — they'll bring friends.



BUILD ENGAGEMENT

Keep your members enthused, excited and eager for more with powerful tools that keep the exercise experience fresh.

BOOST REVENUE

Find out how to tap forward-thinking revenue streams that can redefine your bottom line in powerful new ways.

MAXIMIZE ROI

Count on us for smart tools that streamline the way you run your business while maximizing your investment and the value of every membership.




ENHANCE DIFFERENTIATION

Your facility is one of a kind, and our game-changing Connected Solutions can help you build your brand and stand out in impactful ways.

ENERGIZE ACQUISITION

You're always striving to bring in new members, and we can help extend your brand, reach untapped demographics and impress everyone who stops by.



MATRIX CONNECTED SOLUTIONS

OUR SOLUTIONS

Our robust, open platform is more than a collection of hardware, software and connectivity options. It's a fully integrated digital ecosystem that enhances the way you manage machines, mentor and motivate members, and promote your unique brand.





PERSONAL TRAINER PORTAL

Create a truly personalized training experience with our flexible, customizable digital solution. Personal Trainer Portal helps trainers engage with a wide range of members, represents your unique brand and helps you tap unexplored revenue streams. Consider pairing Personal Trainer Portal with Workout Tracking Network and our 7xi console to build member loyalty that truly lasts.

CUSTOMIZE & CONNECT

Personal Trainer Portal is easily adaptable to the practices that have made your facility successful and works with third-party apps and wearables.

POWERFUL PROMOTIONS

Smart new promotional tools include special offer push notifications, incentivized referrals and “at-risk” notifications to help retain valuable members.

REDEFINE YOUR BOTTOM LINE

Offer training as an add-on to premium memberships, as an introductory special, on a session-by-session basis or through your own promotional combination.



WORKOUT TRACKING NETWORK

Our ingenious Workout Tracking Network lets your members capture data from all their favorite fitness apps and all the places they work out in one place using a single customizable interface that puts your facility at the center of their fit lifestyle.

MOTIVATING MEMBERS IN NEW WAYS

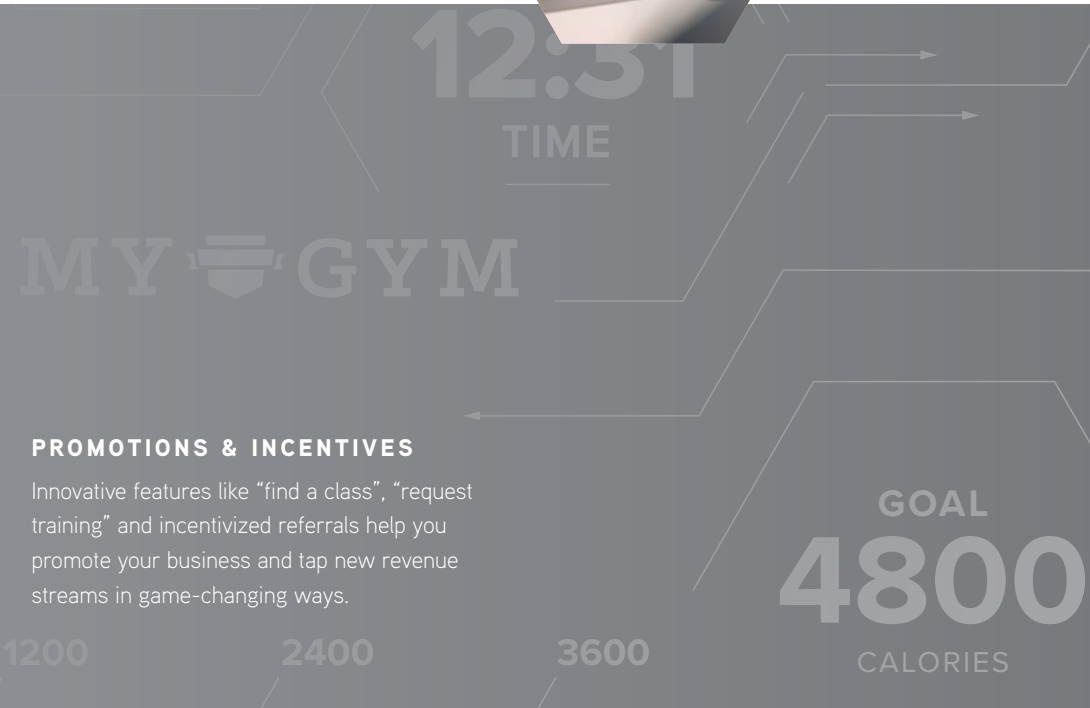
Our mobile app makes it easy for members to create personalized goals, chart progress, compete in challenges, take part in reward programs, applaud others through social feeds and more.

INTUITIVE USE & IMPORTANT INFORMATION

Our open platform streamlines the way you manage your facility and brings all of your members’ fitness data to your branded tracking platform no matter where or when they exercise.

PROMOTIONS & INCENTIVES

Innovative features like “find a class”, “request training” and incentivized referrals help you promote your business and tap new revenue streams in game-changing ways.



ASSET MANAGEMENT

Our industry-leading Asset Management™ platform offers a 360-degree view of your equipment status on virtually any internet-connected device, plus insightful reporting capabilities, streamlined service, marketing tools and much more. With Asset Management, it's easier than ever to keep your equipment in top condition and your members happy.



SUPERIOR INVENTORY MANAGEMENT

Asset Management uses easy-to-read color-coding to tell you whether a product is functioning properly, detect errors and alert you if something is offline.

STREAMLINED WORKFLOW & REPORTING

The system monitors usage patterns to maximize product life, helps identify the optimum product mix, creates customized reports and can even manage data from multiple facilities.

SIMPLIFIED SERVICE

Asset Management provides automatic performance notifications and improves communication with Matrix and your service provider, all while reducing paperwork and hassle for you.

SMART MARKETING TOOLS

When used with 7xi or 7xe consoles, Asset Management provides integrated facility calendar alerts, automated messaging to promote specials and customized welcome screens.



7XI CONSOLE

Experience the 7xi console, and you'll be wowed by a brilliant display and a fitness-specific, easy-to-navigate app interface that's superior to anything in the industry. Connect your members to stunning entertainment, social media favorites, brand-building communication and more, all continually updated for free. To set your facility apart even further, consider pairing 7xi consoles with Personal Trainer Portal and start building the kind of engagement that leads to lasting loyalty.

PREMIUM ENTERTAINMENT

Members can enjoy must-see TV, cheer on friends through social media, race through mountain trails and access personal playlists via the brightest screen and sharpest picture available.

EVER-EXPANDING APP SELECTION

Our fitness-optimized apps include Netflix, Facebook, Twitter, YouTube, Weather and more, plus our exclusive Sprint 8® HIIT program, Virtual Active™ and other great workouts.

SINGLE-POINT USER LOGIN

An xID single-point user login lets members access their own fitness data, social media accounts and favorite apps, automatically loading their personal preferences when they log in.

CUSTOMIZE TO BUILD YOUR BRAND

When used in conjunction with Asset Management™, you can customize your 7xi home screen to deliver your message and promote classes, challenges, special events and more.



COMPLETE CONSOLE SELECTION

Our diverse collection of consoles gives you choices in what you put on your floor. Sophisticated, easy-to-operate designs give your members control of the data they collect, the content that keeps them engaged and the way they reach their goals.



7xi console



7xe console



5x console



3xe console



3x console



1xe console



1x console

ENHANCING THE EXERCISE EXPERIENCE

Make every workout a fresh, special experience by adding some of our uniquely interactive programs. Count on us to create distinctive exercise experiences that will set your facility apart from others, engage your members on a whole new level and keep them coming back for more.



SPRINT 8



Go beyond high-intensity interval training to give members results they can see in the mirror. Our scientifically validated Sprint 8® program is effective, quick and simple.

VIRTUAL ACTIVE



Transform ordinary workouts into breathtaking journeys through exotic locals with our speed- and terrain-interactive Virtual Active™ program.



VIRTUAL COACHING

Take Virtual Active workouts to the next level with an onscreen virtual coach that provides instruction and encouragement.



LANDMARKS

Our Landmarks program turns Stepper and ClimbMill™ workouts into engaging, exhilarating journeys to the top of natural and man-made wonders of the world.



FACILITY-SPECIFIC SOLUTIONS

Depending on what kind of fitness center you operate, some of our facility-specific solutions might be right for your goals and members. Check out RFID to streamline the exercise experience, digital TV if you'd like to add a little extra entertainment, remote audio to coordinate with your mounted big screens or IPTV and Pro:Idiom if you do business in the hospitality channel.



DIGITAL TV

Keep users motivated and help them achieve their fitness goals with the industry's very best screen technology.



REMOTE AUDIO

Enhance the exercise experience by syncing remote audio to your facility's big screens.



RFID

Simple radio-frequency tags can give your members a seamless exercise experience from door to door, streamlining check-ins, workouts and purchasing from your vending centers.



IPTV

Ideal for hotels, IPTV lets guests sync their entertainment experience from the room to the fitness center to the hotel bar and back.

Pro:Idiom

PRO:IDIOM

A must-have for hotels, Pro:Idiom protects content providers from piracy while offering guests a synced entertainment experience.





TREADMILLS

THE BEST CHOICE IN THE LONG RUN

Striking the perfect balance between engineering and aesthetics, our treadmills attract more attention and require less maintenance than anything you put next to them.

TREADMILLS

1 **ULTIMATE DECK™**

Our self-lubricating deck offers over 25,000 miles of maintenance-free performance.

2 **DYNAMIC RESPONSE DRIVE SYSTEM™**

An AC motor and an intelligent control board fine-tune response based on the unique footfall pattern to help the user step confidently.

3 **CAST ALUMINUM END CAPS**


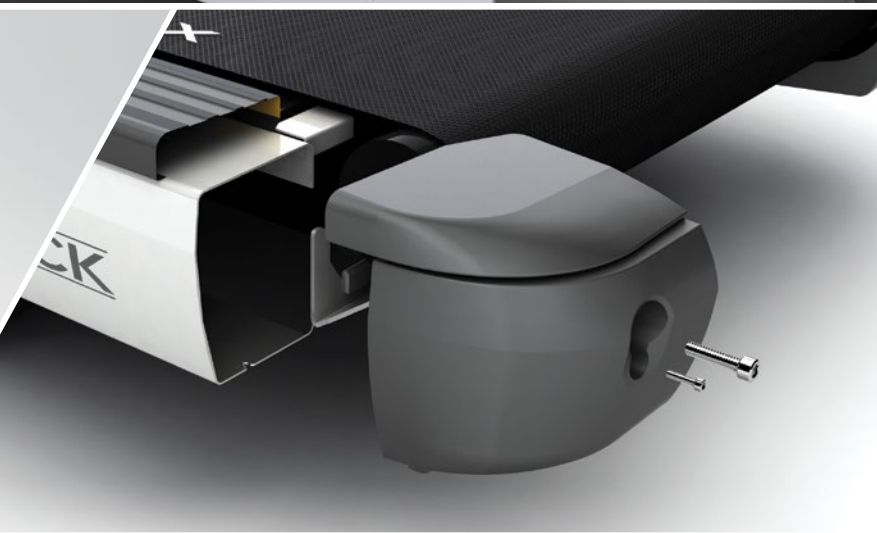
Designed for lasting durability.

4 **SPACIOUS RUNNING SURFACE**

Extra-wide deck offers an added sense of security and freedom.



*Shown in Matte Black





T7XI TREADMILL

- 48 cm / 19" capacitive touchscreen with FitTouch™ Technology offers intuitive operation
- WiFi connectivity accommodates integrated Matrix Asset Management™ system, plus optional Workout Tracking Network and Personal Trainer Portal
- Custom interface configuration through Matrix Asset Management facilitates personalized communication with users
- Advanced Sprint 8® High Intensity Interval Training program
- Integrated Virtual Active™ programming provides an immersive exercise experience
- Optimized app interface designed specifically for fitness offers easy access to social media and web content
- Crossbar speed and incline controls make adjustments quick and easy
- Ultimate Deck™ System for superior performance and durability
- Matrix 5.0 HP AC motor with Dynamic Response Drive System™ finetunes response based on footfall pattern for a smooth, consistent, natural workout



T7XE TREADMILL

- 41 cm / 16" touchscreen display with FitTouch Technology offers intuitive operation
- WiFi connectivity accommodates optional Matrix Asset Management system, Workout Tracking Network and Personal Trainer Portal
- Custom interface configuration facilitates personalized communication with users
- Advanced Sprint 8 High Intensity Interval Training program
- Compatible with Virtual Active programming to provide an immersive exercise experience
- Optimized app interface designed specifically for fitness
- Crossbar speed and incline controls make adjustments quick and easy
- Ultimate Deck System for superior performance and durability
- Matrix 5.0 HP AC motor with Dynamic Response Drive System finetunes response based on footfall pattern for a smooth, consistent, natural workout



T5X TREADMILL

- LED console display offers intuitive operation
- WiFi connectivity accommodates optional Matrix Asset Management™ system and Workout Tracking Network
- Sprint 8® High Intensity Interval Training program
- Crossbar speed and incline controls make adjustments quick and easy
- Ultimate Deck™ System for superior performance and durability
- Matrix 5.0 HP AC motor with Dynamic Response Drive System™ finetunes response based on footfall pattern for a smooth, consistent, natural workout



T5XGT TREADMILL

- LED console offers intuitive operation and makes it easy to switch between three preset intensity levels or customize workout intensity to specific fitness goals
- WiFi connectivity accommodates optional Matrix Asset Management system and Workout Tracking Network
- Compatible with xID single-point user sign-in for a seamless personal experience
- Crossbar speed and incline controls make adjustments quick and easy
- Ultimate Deck System for superior performance and durability
- Matrix 5.0 Hp AC motor with Dynamic Response Drive System fine-tunes response based on footfall pattern for a smooth, consistent, natural workout



T3XE TREADMILL

- 41 cm / 16" touchscreen display with FitTouch™ Technology offers intuitive operation
- WiFi connectivity accommodates optional Matrix Asset Management system, Workout Tracking Network and Personal Trainer Portal
- Custom interface configuration facilitates personalized communication with users
- Compatible with Virtual Active™ programming to provide an immersive exercise experience
- Optimized app interface designed specifically for fitness
- Ultimate Deck System for superior performance and durability
- Matrix 4.2 HP AC motor with Dynamic Response Drive System finetunes response based on footfall pattern for a smooth, consistent, natural workout



T3XH TREADMILL

- 41 cm / 16" touchscreen display with Simplified Display Mode for therapeutic, rehabilitation and active-aging settings
- WiFi connectivity accommodates optional Matrix Asset Management system and Workout Tracking Network
- Custom interface configuration facilitates personalized communication with users
- Compatible with Virtual Active programming to provide an immersive exercise experience
- Optimized app interface designed specifically for fitness
- Extended handrails with neutral-position, angled grips ensure secure entry and exit
- Ultimate Deck System for superior performance and durability
- Low 0.16 km/h / 0.1 mph start speed in forward and reverse directions allows users with limited abilities to take part in functional movement exercises
- Matrix 4.2 HP AC Dynamic Response Drive System with .5mA current leakage fine tunes response based on footfall pattern for a smooth, consistent, natural workout
- Integrated IR sensor stops belt motion when triggered by an object or person



T3XM TREADMILL



- Intuitive LED console displays only the feedback essential to therapists and clinicians
- Class IIa Med CE certified to serve the needs of therapeutic, rehab and active-aging settings
- WiFi connectivity accommodates optional Matrix Asset Management™ system
- Extended handrails with neutral-position, angled grips ensure secure entry and exit
- Ultimate Deck™ System for superior performance and durability
- Low 0.16 km/h / 0.1 mph start speed in forward and reverse directions allows users with limited abilities to take part in functional movement exercises
- Matrix 4.2 HP AC Dynamic Response Drive System™ with .1mA current leakage finetunes response based on footfall pattern for a smooth, consistent, natural workout
- Integrated IR sensor stops belt motion when triggered by an object or person



T3X TREADMILL

- LED console display with expanded feedback offers intuitive operation
- WiFi connectivity accommodates optional Matrix Asset Management system and Workout Tracking Network
- Ultimate Deck System for superior performance and durability
- Matrix 4.2 HP AC motor with Dynamic Response Drive System finetunes response based on footfall pattern for a smooth, consistent, natural workout



T1XE TREADMILL

- 41 cm / 16" touchscreen display with FitTouch™ Technology offers intuitive operation
- WiFi connectivity accommodates optional Matrix Asset Management system and Workout Tracking Network
- Custom interface configuration facilitates personalized communication with users
- Compatible with Virtual Active™ programming to provide an immersive exercise experience
- Optimized app interface designed specifically for fitness
- Ultimate Deck System for superior performance and durability
- Matrix 3.0 HP AC motor with Dynamic Response Drive System finetunes response based on footfall pattern for a smooth, consistent, natural workout
- Optional: Handrail Kit extends handrails for increased stability during entry and exit



T1X TREADMILL

- Large LED display provides easy viewing and easy-to-use controls
- WiFi connectivity accommodates optional Matrix Asset Management system and Workout Tracking Network
- Ultimate Deck System for superior performance and durability
- Matrix 3.0 HP AC motor with Dynamic Response Drive System finetunes response based on footfall pattern for a smooth, consistent, natural workout
- Optional: Handrail Kit extends handrails for increased stability during entry and exit

30 TREADMILL SPECIFICATIONS

Images and specifications subject to change. Visit matrixfitness.com for latest warranty information.

FEATURES	T7xi Treadmill	T7xe Treadmill	T5x Treadmill	T5xGT Treadmill	T3xe Treadmill
Deck Type	Ultimate hard-wax reversible 1" deck	Ultimate hard-wax reversible 1" deck	Ultimate hard-wax reversible 1" deck	Ultimate hard-wax reversible 1" deck	Ultimate hard-wax reversible 1" deck
Belt Type	Habasit, 2-ply commercial grade	Habasit, 2-ply commercial grade	Habasit, 2-ply commercial grade	Habasit, 2-ply commercial grade	Habasit, 2-ply commercial grade
Running Area	152 x 56 cm / 60" x 22"	152 x 56 cm / 60" x 22"	152 x 56 cm / 60" x 22"	152 x 56 cm / 60" x 22"	152 x 51 cm / 60" x 20"
Step-on Height	24 cm / 9.5"	24 cm / 9.5"	24 cm / 9.5"	24 cm / 9.5"	19 cm / 7.5"
Cushion System	UltimateDeck cushioning system	UltimateDeck cushioning system	UltimateDeck cushioning system	UltimateDeck cushioning system	UltimateDeck cushioning system
Incline Range	0-15% (590-kg / 1,300-lb. thrust elevation motor)	0-15% (590-kg / 1,300-lb. thrust elevation motor)	0-15% (590-kg / 1,300-lb. thrust elevation motor)	0-15% (590-kg / 1,300-lb. thrust elevation motor)	0-15% (590-kg / 1,300-lb. thrust elevation motor)
Speed Range	0.8 – 24.1 km/h / 0.5 – 15 mph*	0.8 – 24.1 km/h / 0.5 – 15 mph*	0.8 – 24.1 km/h / 0.5 – 15 mph*	0.8 – 24.1 km/h / 0.5 – 15 mph	0.8 – 19.3 km/h / 0.5 – 12 mph
Contact & Telemetric HR	Yes	Yes	Yes	Yes	Yes
Crossbar Controls	Go, stop, cool down, speed and incline	Go, stop, cool down, speed and incline	Go, stop, cool down, speed and incline	Go, stop, cool down, speed and incline control	No
Tread Sense	Yes	Yes	Yes	Yes	Yes
CONSOLE					
Display Type	48 cm / 19" class projective capacitive touchscreen LCD	41 cm / 16" class touchscreen LCD	Dot-matrix LED with profile display	Dot-matrix LED	41 cm / 16" class touchscreen LCD
Display Feedback	Time of Day, Time Elapsed, Time Remaining, Total Program Time, Distance (Kilometers or Miles), Calories, Calories per Hour, Speed, Pace, Average Pace, Elevation Gained, Incline, Heart Rate, Peak Heart Rate, METs, Watts, Dynamic Profile Display	Time of Day, Time Elapsed, Time Remaining, Total Program Time, Distance (Kilometers or Miles), Calories, Calories per Hour, Speed, Pace, Average Pace, Elevation Gained, Incline, Heart Rate, Peak Heart Rate, METs, Watts, Dynamic Profile Display	Time of Day, Distance (Kilometers or Miles), Calories, Calories per Hour, Speed, Incline, Pace, Average Pace, Heart Rate, METs, Watts, Workout Profile	Speed, Incline, Distance, Time Elapsed, Heart Rate	Time of Day, Time Elapsed, Time Remaining, Total Program Time, Distance (Kilometers or Miles), Calories, Calories per Hour, Speed, Pace, Average Pace, Elevation Gained, Incline, Heart Rate, Peak Heart Rate, METs, Watts, Dynamic Profile Display
Secondary Data Display	Yes	Yes	No	No	No
User-defined Multi-language Display	English, German, French, Italian, Spanish, Dutch, Portuguese, Chinese, Japanese, Korean, Swedish, Finnish, Russian, Arabic, Turkish, Polish, Welsh, Basque, Vietnamese, Somali, Danish	English, German, French, Italian, Spanish, Dutch, Portuguese, Chinese, Japanese, Korean, Swedish, Finnish, Russian, Arabic, Turkish, Polish, Welsh, Basque, Vietnamese, Somali, Danish	English, German, French, Italian, Spanish, Dutch, Portuguese, Japanese, Swedish, Finnish, Turkish, Polish, Russian, Danish	English, German, French, Italian, Spanish, Dutch, Portuguese, Japanese, Swedish, Finnish, Turkish, Polish	English, German, French, Italian, Spanish, Dutch, Portuguese, Chinese, Japanese, Korean, Swedish, Finnish, Russian, Arabic, Turkish, Polish, Welsh, Basque, Vietnamese, Somali, Danish
Workouts	Manual, Rolling Hills, Fat Burn, Sprint 8, Target HR (incline), Gerkin Protocol, Calorie Goal, Distance Goal, Time Goal, Army PFT, Navy PRT, Marine PFT, Air Force PRT, Physical Efficiency Battery (PEB), Virtual Active	Manual, Rolling Hills, Fat Burn, Sprint 8, Target HR (incline), Gerkin Protocol, Calorie Goal, Distance Goal, Time Goal, Army PFT, Navy PRT, Marine PFT, Air Force PRT, Physical Efficiency Battery (PEB)	Manual, Rolling Hills, Fat Burn, Sprint 8, 5k, Target HR, Gerkin Protocol, Army PFT, Navy PRT, Marine PFT, Air Force PRT, Physical Efficiency Battery (PEB), WFI Protocol	Manual	Manual, Rolling Hills, Fat Burn, Target HR (incline), Gerkin Protocol, Calorie Goal, Distance Goal, Time Goal, Army PFT, Navy PRT, Marine PFT, Air Force PRT, Physical Efficiency Battery (PEB)
CSAFE Ready	Yes	Yes	Yes	Yes	Yes
IPTV Compatible	Yes	Yes	No	No	Yes
Pro:Idiom Compatible	Yes	Yes	Optional – add-on TV	No	Yes
FitTouch Technology	Yes	Yes	No	No	Yes
One-button Start	Yes	Yes	Yes	Yes	Yes
On-the-fly Program Change	Yes	Yes	Yes	No	Yes
Integrated Vista Clear Television Technology	Yes	Yes	No	No	Yes
FITCONNECTION Ready	No	No	Yes	Yes	No
Ethernet Compatible	Yes	Yes	No	No	Yes
WiFi Enabled	Yes	Yes	Optional	Yes	Optional
Bluetooth Enabled	Yes	Yes	No	No	Optional
Connects to Apple Watch	Yes	Yes	No	No	No
iPod / iPhone Compatible	Made for iPod, iPhone	Made for iPod, iPhone	Charging only	Charging only	Charging only
Multimedia Playback	Compatible with most tablet and smart phone systems	Compatible with most tablet and smart phone systems	No	No	Compatible with most tablet and smartphone systems using Android OS
Personal Fan	Yes	Yes	Yes	Yes	No
Personal Trainer Portal Compatible	Yes	Yes	No	No	Yes
USB Port	Yes	Yes	Yes	Yes	Yes
Virtual Active Compatible	Included	Yes	No	No	Yes
Asset Management Compatible	Included	Yes	Yes	Yes	Yes
Workout Tracking Network Compatible	Yes	Yes	Yes	Optional	Yes
Web Connectivity	Custom app interface in addition to web browser	Optional	No	Optional	Optional
Facility Communication Portal/Calendar	Programmed through Asset Management	Optional	No	No	Optional
RFID Compatible	Included	Included	Yes	Optional	No
Pause Function	Yes	Yes	Yes	Yes	Yes
Reading Rack	No	No	No	Yes	No
DRIVE SYSTEM					
Drive System	Matrix 5.0 HP AC Dynamic Response Drive System	Matrix 5.0 HP AC Dynamic Response Drive System	Matrix 5.0 HP AC Dynamic Response Drive System	Matrix 5.0 hp AC Dynamic Response Drive System	Matrix 4.2 HP AC Dynamic Response Drive System
TECH SPECS					
Power Requirements	216 - 250v, 50 Hz 20-amp dedicated circuit required, non-looped grounded	216 - 250v, 50 Hz 20-amp dedicated circuit required, non-looped grounded	216 - 250v, 50 Hz 20-amp dedicated circuit required, non-looped grounded	20-amp dedicated circuit required, non-looped grounded	216 - 250v, 50 Hz 20-amp dedicated circuit required, non-looped grounded
Electrical Receptacle & Plug	NEMA 220v 6-20R	NEMA 220v 6-20R	NEMA 220v 6-20R	NEMA 220v 6-20R	NEMA 220v 6-20R
Assembled Dimensions	214 x 93 x 160 cm / 84.4" x 36.5" x 62.9"	214 x 93 x 160 cm / 84.4" x 36.5" x 62.9"	214 x 93 x 146 cm / 84.4" x 36.5" x 57.4"	215 x 93 x 161 cm / 84.6" x 36.5" x 63.5"	215 x 86 x 143 cm / 84.8" x 33.7" x 56.3"
Max User Weight	182 kg / 400 lbs.	182 kg / 400 lbs.	182 kg / 400 lbs.	182 kg / 400 lbs.	182 kg / 400 lbs.
Assembled Weight	181 kg / 399 lbs.	181 kg / 399 lbs.	179 kg / 394 lbs.	179 kg / 394 lbs.	173 kg / 380 lbs.
Shipping Weight	200 kg / 440 lbs.	200 kg / 440 lbs.	197 kg / 433 lbs.	197 kg / 433 lbs.	186 kg / 409 lbs.
WARRANTY					
Frame	7 years	7 years	7 years	7 years	7 years
Drive System	Lifetime	Lifetime	Lifetime	Lifetime	7 years
Parts & Labor	3 years	3 years	3 years	3 years	3 years
Wear Items (iPod® Cable, USB Port, Headphone Jack, Battery)	90 days parts	90 days parts	90 days parts	90 days parts	90 days parts

* 24.1 km/h / 15 mph rating good for users up to 159 kg / 350 lbs.

Images and specifications subject to change. Visit matrixfitness.com for latest warranty information.

FEATURES	T3xh Treadmill	T3xm Treadmill	T3x Treadmill	T1xe Treadmill	T1x Treadmill
Deck Type	Ultimate hard-wax reversible 1" deck	Ultimate hard-wax reversible 1" deck	Ultimate hard-wax reversible 1" deck	Ultimate hard-wax reversible 1" deck	Ultimate hard-wax reversible 1" deck
Belt Type	Habasit, 2-ply commercial grade	Habasit, 2-ply commercial grade	Habasit, 2-ply commercial grade	Habasit, 2-ply commercial grade	Habasit, 2-ply commercial grade
Running Area	152 x 51 cm / 60" x 20"	152 x 51 cm / 60" x 20"	152 x 51 cm / 60" x 20"	152 x 51 cm / 60" x 20"	152 x 51 cm / 60" x 20"
Step-on Height	19 cm / 7.5"	19 cm / 7.5"	19 cm / 7.5"	19 cm / 7.5"	19 cm / 7.5"
Cushion System	Ultimate Deck cushioning system	Ultimate Deck cushioning system	Ultimate Deck cushioning system	Ultimate Deck cushioning system	Ultimate Deck cushioning system
Incline Range	0-15% (590-kg / 1,300-lb. thrust elevation motor)	0-15% (590-kg / 1,300-lb. thrust elevation motor)	0-15% (590-kg / 1,300-lb. thrust elevation motor)	0%-15% (318-kg / 700-lb. elevation motor)	0%-15% (318-kg / 700-lb. elevation motor)
Speed Range	0.16 – 19.3 km/h / 0.1 – 12 mph forward / 0.16 – 6.4 km/h 0.1 – 4 mph reverse	0.16 – 19.3 km/h / 0.1 – 12 mph forward / 0.16 – 6.4 km/h 0.1 – 4 mph reverse	0.8 – 20 km/h / 0.5 – 12 mph	0.8 – 19.3 km/h / 0.5 – 12 mph	0.8 – 20 km/h / 0.5 – 12 mph
Contact & Telemetric HR	Yes	Yes	Yes	Yes	Yes
Crossbar Controls	No	No	No	No	No
Tread Sense	Yes. Engages above 0.8 kph / 0.5 mph	Yes. Engages above 0.8 kph / 0.5 mph	Yes	Yes	Yes
CONSOLE					
Display Type	41 cm / 16" class touchscreen LCD	Dot-matrix LED with profile display	Dot-matrix LED with profile display	41 cm / 16" class touchscreen LCD	Alphanumeric LED
Display Feedback	Time of Day, Time Elapsed, Time Remaining, Total Program Time, Distance (Kilometers or Miles), Calories, Calories per Hour, Speed, Pace, Average Pace, Elevation Gained, Incline, Heart Rate, Peak Heart Rate, METs, Watts, Dynamic Profile Display, Static Profile Display, Simplified Display Mode	Time of Day, Time Elapsed, Time Remaining, Distance (Kilometers or Miles), Calories, Calories per Hour, Speed, Incline, Pace, Average Pace, Heart Rate, METs, Watts, Workout Profile, Forward/Reverse	Time of Day, Time Elapsed, Time Remaining, Distance (Kilometers or Miles), Calories, Calories per Hour, Speed, Incline, Pace, Average Pace, Heart Rate, METs, Watts, Workout Profile	Time of Day, Time Elapsed, Time Remaining, Total Program Time, Distance (Kilometers or Miles), Calories, Calories per Hour, Speed, Pace, Average Pace, Elevation Gained, Incline, Heart Rate, Peak Heart Rate, METs, Watts, Dynamic Profile Display	Time Elapsed, Time Remaining, Distance, Calories, Speed, Incline, Pace, Heart Rate
Secondary Data Display	No	No	No	No	No
User-defined Multi-language Display	English, German, French, Italian, Spanish, Dutch, Portuguese, Chinese, Japanese, Korean, Swedish, Finnish, Russian, Arabic, Turkish, Polish, Welsh, Basque, Vietnamese, Somali, Danish	Accessible only through manager menu: English, German, French, Italian, Spanish, Dutch, Portuguese, Japanese, Swedish, Finnish, Turkish, Polish, Russian, Danish	Accessible only through manager menu: English, German, French, Italian, Spanish, Dutch, Portuguese, Japanese, Swedish, Finnish, Turkish, Polish	English, German, French, Italian, Spanish, Dutch, Portuguese, Chinese, Japanese, Korean, Swedish, Finnish, Russian, Arabic, Turkish, Polish, Welsh, Basque, Vietnamese, Somali, Danish	Accessible only through manager menu: English, German, French, Italian, Spanish, Dutch, Portuguese, Swedish, Finnish, Turkish, Polish
Workouts	Manual, Rolling Hills, Fat Burn, Target HR (incline), Gerkin Protocol, Calorie Goal, Distance Goal, Time Goal, Army PFT, Navy PRT, Marine PFT, Air Force PRT, Physical Efficiency Battery (PEB)	Manual, Rolling Hills, Fat Burn, 5k, 10k, Target HR, Gerkin Protocol, Army PFT, Navy PRT, Marine PFT, Air Force PRT, Physical Efficiency Battery (PEB), WFI Protocol	Manual, Rolling Hills, Fat Burn, 5k, Target HR, Gerkin Protocol, Army PFT, Navy PRT, Marine PFT, Air Force PRT, Physical Efficiency Battery (PEB), WFI Protocol	Manual, Rolling Hills, Fat Burn, Target HR (incline), Gerkin Protocol, Calorie Goal, Distance Goal, Time Goal, Army PFT, Navy PRT, Marine PFT, Air Force PRT, Physical Efficiency Battery (PEB)	Manual, Rolling Hills, Fat Burn, 5k, Target HR, Gerkin Protocol
CSAFE Ready	Yes	No	Yes	Yes	No
IPTV Compatible	Yes	No	No	No	No
Pro-Idiom Compatible	Yes	No	Optional – add-on TV	No	Optional – add-on TV
FitTouch Technology	Yes	No	No	Yes	No
One-button Start	Yes	Yes	Yes	Yes	Yes
On-the-fly Program Change	Yes	Yes	Yes	Yes	Yes
Integrated Vista Clear Television Technology	Yes	No	No	Yes	No
FITCONNEXION Ready	No	No	Yes	No	Yes
Ethernet Compatible	Yes	No	No	No	No
WiFi Enabled	Optional	Optional - Asset Management only	Optional	Optional	Optional
Bluetooth Enabled	Optional	No	No	Optional	No
Connects to Apple Watch	No	No	No	No	No
iPod / iPhone Compatible	Charging only	Charging only	Charging only	Charging only	Charging only
Multimedia Playback	Compatible with most tablet and smartphone systems using Android OS	No	No	Compatible with most tablet and smartphone systems using Android OS	No
Personal Fan	No	No	No	No	No
Personal Trainer Portal Compatible	Yes	No	No	No	No
USB Port	Yes	Yes	Yes	Yes	Yes
Virtual Active Compatible	Yes	No	No	Yes	No
Asset Management Compatible	Yes	Yes	Yes	Yes	Yes
Workout Tracking Network Compatible	Yes	No	Yes	Yes	Yes
Web Connectivity	Optional	No	No	Optional	No
Facility Communication Portal/Calendar	Optional	No	No	Optional	No
RFID Compatible	No	No	No	No	No
Pause Function	Yes	Yes	Yes	Yes	Yes
Reading Rack	No	No	No	No	No
DRIVE SYSTEM					
Drive System	Matrix 4.2 HP AC Dynamic Response Drive System with .5mA current leakage	Matrix 4.2 HP AC Dynamic Response Drive System with .1mA current leakage	Matrix 4.2 HP AC Dynamic Response Drive System	Matrix 3.0 HP AC Dynamic Response Drive System	Matrix 3.0 HP AC Dynamic Response Drive System
TECH SPECS					
Power Requirements	216 - 250v, 50 Hz 20-amp dedicated circuit required, non-looped grounded	216 - 250v, 50 Hz 20-amp dedicated circuit required, non-looped grounded	216 - 250v, 50 Hz 20-amp dedicated circuit required, non-looped grounded	216 - 250v, 50 Hz 20-amp dedicated circuit required, non-looped grounded	216 - 250v, 50 Hz 20-amp dedicated circuit required, non-looped grounded
Electrical Receptacle & Plug	NEMA 220v 6-20R	NEMA 220v 6-20R	NEMA 220v 6-20R	NEMA 220v 6-20R	NEMA 220v 6-20R
Assembled Dimensions	215 x 86 x 143 cm / 84.8" x 33.7" x 56.3"	215 x 86 x 143 cm / 84.8" x 33.7" x 56.3"	215 x 86 x 143 cm / 84.8" x 33.7" x 56.3"	214 x 86 x 143 cm / 84.3" x 33.7" x 56.3"	214 x 86 x 143 cm / 84.3" x 33.7" x 56.3"
Max User Weight	182 kg / 400 lbs.	182 kg / 400 lbs.	182 kg / 400 lbs.	158.8 kg / 350 lbs.	158.8 kg / 350 lbs.
Assembled Weight	173 kg / 380 lbs.	173 kg / 380 lbs.	172 kg / 378 lbs.	153.8 kg / 338 lbs.	152.8 kg / 336 lbs.
Shipping Weight	186 kg / 409 lbs.	186 kg / 409 lbs.	185 kg / 408 lbs.	172.3 kg / 379 lbs.	171.5 kg / 377 lbs.
WARRANTY					
Frame	7 years	7 years	7 years	7 years*	7 years*
Drive System	7 years	7 years	7 years	3 years*	3 years*
Parts & Labor	3 years	3 years	3 years	3 years*	3 years*
Wear Items (iPod® Cable, USB Port, Headphone Jack, Battery)	90 days parts	90 days parts	90 days parts	90 days parts*	90 days parts*





ASCENTS & ELLIPTICALS

A HARMONY OF DESIGN AND NATURAL MOVEMENT

We listened. We watched. We designed. And we developed equipment that provides smooth, stable, natural movement that makes every workout comfortable and efficient.



ASCENTS & ELLIPTICALS

- 1 LOW STEP-ON HEIGHT**
Offers easy access for users of all kinds.
- 2 CONTRALATERAL MOTION**
Mimics the body's natural movements for a smooth exercise experience.
- 3 ERGO FORM™ GRIPS**
Sculpted grips enhance comfort, and integrated controls offer instant access to key functions.
- 4 REMOVABLE DISK**
For fast, easy service.
- 5 VARIABLE INCLINE**
Responsive incline adjustment and variable stride length add a dynamic element of challenge.



*Shown in Matte Black





A7XI ASCENT TRAINER®

- 41 cm / 16" capacitive touchscreen with FitTouch™ Technology offers intuitive operation
- WiFi connectivity accommodates integrated Matrix Asset Management™ system, plus optional Workout Tracking Network and Personal Trainer Portal
- Custom interface configuration through Matrix Asset Management facilitates personalized communication with users
- Advanced Sprint 8® High Intensity Interval Training program
- Integrated Virtual Active™ programming provides an immersive exercise experience
- Optimized app interface designed specifically for fitness offers easy access to social media and web content
- Adjustable incline and resistance for greater workout variety
- Constant Rate of Acceleration and our patented suspension design deliver a perpetually smooth motion free of wheels and tracks
- Contralateral action with tapered, dual-action handlebars mimics the body's true movement and proper fit



A7XE ASCENT TRAINER

- 41 cm / 16" touchscreen display with FitTouch Technology offers intuitive operation
- WiFi connectivity accommodates optional Matrix Asset Management system, Workout Tracking Network and Personal Trainer Portal
- Custom interface configuration facilitates personalized communication with users
- Advanced Sprint 8® High Intensity Interval Training program
- Compatible with Virtual Active programming to provide an immersive exercise experience
- Optimized app interface designed specifically for fitness
- Adjustable incline and resistance for greater workout variety
- Constant Rate of Acceleration and our patented suspension design deliver a perpetually smooth motion free of wheels and tracks
- Contralateral action with tapered, dual-action handlebars mimics the body's true movement and proper fit



A5X ASCENT TRAINER

- LED console display offers intuitive operation
- WiFi connectivity accommodates optional Matrix Asset Management system and Workout Tracking Network
- Sprint 8 High Intensity Interval Training program
- Adjustable incline and resistance for greater workout variety
- Constant Rate of Acceleration and our patented suspension design deliver a perpetually smooth motion free of wheels and tracks
- Contralateral action with tapered, dual-action handlebars mimics the body's true movement and proper fit



A3XE ASCENT TRAINER®

- 25.6 cm / 10.1" touchscreen display with FitTouch™ Technology offers intuitive operation
- WiFi connectivity accommodates optional Matrix Asset Management™ system, Workout Tracking Network and Personal Trainer Portal
- Custom interface configuration facilitates personalized communication with users
- Compatible with Virtual Active™ programming to provide an immersive exercise experience
- Optimized app interface designed specifically for fitness
- Adjustable incline and resistance for greater workout variety
- Constant Rate of Acceleration and our patented suspension design deliver a perpetually smooth motion free of wheels and tracks
- Contralateral action with tapered, dual-action handlebars mimics the body's true movement and proper fit



A3X ASCENT TRAINER

- LED console display with expanded feedback offers intuitive operation
- WiFi connectivity accommodates optional Matrix Asset Management system and Workout Tracking Network
- Adjustable incline and resistance for greater workout variety
- Constant Rate of Acceleration and our patented suspension design deliver a perpetually smooth motion free of wheels and tracks
- Contralateral action with tapered, dual-action handlebars mimics the body's true movement and proper fit



ALB7XI LOWER BODY ASCENT TRAINER

- 41 cm / 16" capacitive touchscreen with FitTouch Technology offers intuitive operation
- WiFi connectivity accommodates integrated Matrix Asset Management system, plus optional Workout Tracking Network and Personal Trainer Portal
- Custom interface configuration through Matrix Asset Management facilitates personalized communication with users
- Advanced Sprint 8® High Intensity Interval Training program
- Integrated Virtual Active programming provides an immersive exercise experience
- Optimized app interface designed specifically for fitness offers easy access to social media and web content
- Adjustable incline and resistance for greater workout variety
- Constant rate of acceleration and our patented suspension design delivers a perpetually smooth motion free of wheels and tracks



ALB7XE LOWER BODY ASCENT TRAINER®

- 41 cm / 16" touchscreen display with FitTouch™ Technology offers intuitive operation
- WiFi connectivity accommodates optional Matrix Asset Management™ system, Workout Tracking Network and Personal Trainer Portal
- Custom interface configuration facilitates personalized communication with users
- Advanced Sprint 8® High Intensity Interval Training program
- Compatible with Virtual Active™ programming to provide an immersive exercise experience
- Optimized app interface designed specifically for fitness
- Adjustable incline and resistance for greater workout variety
- Constant rate of acceleration and our patented suspension design delivers a perpetually smooth motion free of wheels and tracks



ALB5X LOWER BODY ASCENT TRAINER

- LED console display offers intuitive operation
- WiFi connectivity accommodates optional Matrix Asset Management system and Workout Tracking Network
- Sprint 8 High Intensity Interval Training program
- Adjustable incline and resistance for greater workout variety
- Constant rate of acceleration and our patented suspension design delivers a perpetually smooth motion free of wheels and tracks



ALB3XE LOWER BODY ASCENT TRAINER

- 25.6 cm / 10.1" touchscreen display with FitTouch Technology offers intuitive operation
- WiFi connectivity accommodates optional Matrix Asset Management system and Workout Tracking Network
- Custom interface configuration facilitates personalized communication with users
- Compatible with Virtual Active programming to provide an immersive exercise experience
- Optimized app interface designed specifically for fitness
- Adjustable incline and resistance for greater workout variety
- Constant rate of acceleration and our patented suspension design delivers a perpetually smooth motion free of wheels and tracks



ALB3X LOWER BODY ASCENT TRAINER

- LED console display with expanded feedback offers intuitive operation
- WiFi connectivity accommodates optional Matrix Asset Management system and Workout Tracking Network
- Adjustable incline and resistance for greater workout variety
- Constant rate of acceleration and our patented suspension design delivers a perpetually smooth motion free of wheels and tracks



E7XI SUSPENSION ELLIPTICAL™

- 41 cm / 16" capacitive touchscreen with FitTouch™ Technology offers intuitive operation
- WiFi connectivity accommodates optional Matrix Asset Management™ system, Workout Tracking Network and Personal Trainer Portal
- Custom interface configuration facilitates personalized communication with users
- Advanced Sprint 8® High Intensity Interval Training program
- Integrated Virtual Active™ programming provides an immersive exercise experience
- Optimized app interface designed specifically for fitness
- Constant Rate of Acceleration and our patented suspension design deliver a perpetually smooth motion free of wheels and tracks
- Contralateral action with tapered, dual-action handlebars mimics the body's true movement and proper fit



E7XE SUSPENSION ELLIPTICAL

- 41 cm / 16" touchscreen display with FitTouch Technology offers intuitive operation
- WiFi connectivity accommodates optional Matrix Asset Management system, Workout Tracking Network and Personal Trainer Portal
- Custom interface configuration facilitates personalized communication with users
- Advanced Sprint 8 High Intensity Interval Training program
- Compatible with Virtual Active programming to provide an immersive exercise experience
- Optimized app interface designed specifically for fitness
- Constant Rate of Acceleration and our patented suspension design deliver a perpetually smooth motion free of wheels and tracks
- Contralateral action with tapered, dual-action handlebars mimics the body's true movement and proper fit



E5X SUSPENSION ELLIPTICAL™

- LED console display offers intuitive operation
- WiFi connectivity accommodates optional Matrix Asset Management™ system and Workout Tracking Network
- Sprint 8® High Intensity Interval Training program
- Constant Rate of Acceleration and our patented suspension design deliver a perpetually smooth motion free of wheels and tracks
- Contralateral action with tapered, dual-action handlebars mimics the body's true movement and proper fit



E3XE SUSPENSION ELLIPTICAL

- 25.6 cm / 10.1" touchscreen display with FitTouch™ Technology offers intuitive operation
- WiFi connectivity accommodates optional Matrix Asset Management system, Workout Tracking Network and Personal Trainer Portal
- Custom interface configuration facilitates personalized communication with users
- Compatible with Virtual Active programming to provide an immersive exercise experience
- Optimized app interface designed specifically for fitness
- Constant Rate of Acceleration and our patented suspension design deliver a perpetually smooth motion free of wheels and tracks
- Contralateral action with tapered, dual-action handlebars mimics the body's true movement and proper fit



E3X SUSPENSION ELLIPTICAL

- LED console display with expanded feedback offers intuitive operation
- WiFi connectivity accommodates optional Matrix Asset Management system and Workout Tracking Network
- Constant Rate of Acceleration and our patented suspension design deliver a perpetually smooth motion free of wheels and tracks
- Contralateral action with tapered, dual-action handlebars mimics the body's true movement and proper fit



E1XE SUSPENSION ELLIPTICAL

- 25.6 cm / 10.1" touchscreen display with FitTouch Technology offers intuitive operation
- WiFi connectivity accommodates optional Matrix Asset Management system and Workout Tracking Network
- Custom interface configuration facilitates personalized communication with users
- Compatible with Virtual Active programming to provide an immersive exercise experience
- Optimized app interface designed specifically for fitness
- Constant Rate of Acceleration, coupled with our suspension design, deliver a perpetually smooth motion
- Contralateral action with tapered, dual-action handlebars mimics the body's true movement and proper fit



E1X SUSPENSION ELLIPTICAL

- LED console display is easily navigated by users at all experience levels
- WiFi connectivity accommodates optional Matrix Asset Management system and Workout Tracking Network
- Constant Rate of Acceleration, coupled with our suspension design, deliver a perpetually smooth motion
- Contralateral action with tapered, dual-action handlebars mimics the body's true movement and proper fit



Images and specifications subject to change. Visit matrixfitness.com for latest warranty information.

FEATURES	A7xi Ascent Trainer	A7xe Ascent Trainer	A5x Ascent Trainer	A3xe Ascent Trainer	A3x Ascent Trainer
Stride Length	51 – 61 cm / 20 – 24"	51 – 61 cm / 20 – 24"	51 – 61 cm / 20 – 24"	51 – 61 cm / 20 – 24"	51 – 61 cm / 20 – 24"
Incline Range	24 – 54% (15" range)	24 – 54% (15" range)	24 – 54% (15" range)	24 – 54% (15" range)	24 – 54% (15" range)
Step-on Height	24 cm / 9.5"	24 cm / 9.5"	24 cm / 9.5"	24 cm / 9.5"	24 cm / 9.5"
Contact & Telemetric HR	Yes	Yes	Yes	Yes	Yes
Footpad Insert	Premium	Premium	Premium	None	None
Pedal Spacing	6.4 cm / 2.5"	6.4 cm / 2.5"	6.4 cm / 2.5"	6.4 cm / 2.5"	6.4 cm / 2.5"
Handlebar Design	Multi-position dual-action / premium ergo-bend stationary	Multi-position dual-action / premium ergo-bend stationary	Multi-position dual-action / premium ergo-bend stationary	Multi-position dual-action / custom ergo-bend stationary	Multi-position dual-action / custom ergo-bend stationary
Remote Buttons	Yes	Yes	Yes	Yes	Yes
CONSOLE					
Display Type	41 cm / 16" class projective capacitive touchscreen LCD	41 cm / 16" class touchscreen LCD	Dot-matrix LED with profile display	25.6 cm / 10.1" touchscreen LCD	Dot-matrix LED with profile display
Display Feedback	Time of Day, Time Elapsed, Time Remaining, Distance (Kilometers or Miles), Calories, Calories per Hour, Speed, Pace, Average Pace, Incline, RPM, Heart Rate, Peak Heart Rate, METs, Watts, Dynamic Profile Display, Static Profile Display	Time of Day, Time Elapsed, Time Remaining, Distance (Kilometers or Miles), Calories, Calories per Hour, Speed, Pace, Average Pace, Incline, RPM, Heart Rate, Peak Heart Rate, METs, Watts, Dynamic Profile Display, Static Profile Display	Time of Day, Time Elapsed, Time Remaining, Total Program Time, Distance (Kilometers or Miles), Calories, Speed, Level, Incline, RPM, Heart Rate, METs, Watts, Workout Profile	Time of Day, Time Elapsed, Time Remaining, Total Program Time, Distance (Kilometers or Miles), Calories, Calories per Hour, Level, Speed, Pace, Average Pace, Incline, RPM, Heart Rate, Peak Heart Rate, METs, Watts, Dynamic Profile Display, Static Profile Display	Time of Day, Time Elapsed, Time Remaining, Total Program Time, Distance (Kilometers or Miles), Calories, Calories per Hour, Level, Speed, RPM, Incline, Heart Rate, METs, Watts, Profile
Secondary Data Display	Yes	Yes	No	No	No
User-defined Multi-language Display	English, German, French, Italian, Spanish, Dutch, Portuguese, Chinese (s), Chinese (t), Japanese, Korean, Swedish, Finnish, Russian, Arabic, Turkish, Polish, Welsh, Basque, Vietnamese, Somali, Danish	English, German, French, Italian, Spanish, Dutch, Portuguese, Chinese (s), Chinese (t), Japanese, Korean, Swedish, Finnish, Russian, Arabic, Turkish, Polish, Welsh, Basque, Vietnamese, Somali, Danish	English, German, French, Italian, Spanish, Dutch, Portuguese, Japanese, Swedish, Finnish, Turkish, Polish, Russian, Danish	English, German, French, Italian, Spanish, Dutch, Portuguese, Chinese (s), Chinese (t), Japanese, Korean, Swedish, Finnish, Russian, Arabic, Turkish, Polish, Welsh, Basque, Vietnamese, Somali, Danish	Accessible only through Manager Menu: English, German, French, Italian, Spanish, Dutch, Portuguese, Japanese, Swedish, Finnish, Turkish, Polish
Resistance Range	1–25	1–25	1–25	1–25	1–25
Workouts	Manual, Rolling Hills, Target HR, Interval Training, Constant Watts, Fat Burn, Fitness Test, Glute Training, Calorie Goal, Distance Goal, Time Goal, Sprint 8, Virtual Active	Manual, Rolling Hills, Target HR, Interval Training, Constant Watts, Fat Burn, Fitness Test, Glute Training, Calorie Goal, Distance Goal, Time Goal, Sprint 8	Manual, Rolling Hills, Target HR, Interval Training, Constant Watts, Fat Burn, Fitness Test, Glute Training, Sprint 8	Manual, Rolling Hills, Target HR, Interval Training, Constant Watts, Fat Burn, Fitness Test, Glute, Random, Calorie Goal, Distance Goal, Time Goal	Manual, Target HR, Interval Training, Fat Burn, Fitness Test, Constant Watts
CSAFE Ready	Yes	Yes	Yes	Yes	Yes
IPTV Compatible	Yes	Yes	No	Yes	No
ProIdiom Compatible	Yes	Yes	Optional – add-on TV	Yes	Optional – add-on TV
FitTouch Technology	Yes	Yes	No	Yes	No
Instant On Technology	Yes	Yes	Yes	Yes	Yes
One-button Start	Yes	Yes	Yes	Yes	Yes
On-the-fly Program Change	Yes	Yes	Yes	Yes	Yes
Integrated Vista Clear Television Technology	Yes	Yes	No	Yes	No
FITCONNEXION Ready	No	No	Yes	No	Yes
Ethernet Compatible	Yes	Yes	No	Yes	No
WiFi Enabled	Yes	Yes	Optional	Optional	Optional
Bluetooth Enabled	Yes	Yes	No	Optional	No
Connects to Apple Watch	Yes	Yes	No	No	No
iPod / iPhone Compatible	Made for iPod, iPhone	Made for iPod, iPhone	Charging only	Charging only	Charging only
Multimedia Playback	Compatible with most tablets and smartphones	Compatible with most tablets and smartphones	No	Compatible with most tablet and smartphone systems using Android OS	No
Personal Fan	Yes	Yes	Yes	No	No
Personal Trainer Portal Compatible	Yes	Yes	No	Yes	No
USB Port	Yes	Yes	Yes	Yes	Yes
Virtual Active Compatible	Included	Yes	No	Yes	No
Asset Management Compatible	Included	Yes	Yes	Yes	Yes
Workout Tracking Network Compatible	Yes	Yes	Yes	Yes	Yes
Web Connectivity	Custom app interface in addition to web browser	Optional	No	Optional	No
Facility Communication Portal/Calendar	Programmed through Asset Management	Optional	No	Optional	No
RFID Compatible	Included	Included	Yes	No	No
Pause Function	Yes	Yes	Yes	Yes	Yes
Reading Rack	Yes	Yes	No	Yes	Yes
RESISTANCE SYSTEM					
Resistance System	Brushless generator	Brushless generator	Brushless generator	Brushless generator	Brushless generator
TECH SPECS					
Power Requirements	Self-powered / powered 100v-240v – 50/60Hz AC	Self-powered / powered 100v-240v – 50/60Hz AC	Self-powered / powered 100v-240v – 50/60Hz AC*	Self-powered / powered 100v-240v – 50/60Hz AC	Self-powered / powered 100v-240v – 50/60Hz AC*
Minimum Watts	4 powered / 57 self-powered	4 powered / 57 self-powered	24 powered / 24 self-powered	21 powered & self-powered	8 powered / 24 self-powered
Minimum RPM	10 powered / 25 self-powered	10 powered / 25 self-powered	25 powered / 25 self-powered	25 powered & self-powered	15 powered / 25 self-powered
Assembled Dimensions	179 x 74 x 176 cm / 70.4" x 29.1" x 69.4"	179 x 74 x 176 cm / 70.4" x 29.1" x 69.4"	179 x 74 x 176 cm / 70.4" x 29.1" x 69.4"	179 x 74 x 171 cm / 70.4" x 29.1" x 67.4"	179 x 74 x 171 cm / 70.4" x 29.1" x 67.4"
Max User Weight	182 kg / 400 lbs.	182 kg / 400 lbs.	182 kg / 400 lbs.	182 kg / 400 lbs.	182 kg / 400 lbs.
Assembled Weight	202.7 kg / 445 lbs.	202.7 kg / 445 lbs.	201 kg / 442 lbs.	202.7 kg / 445 lbs.	201 kg / 442 lbs.
Shipping Weight	216.5 kg / 476 lbs.	216.5 kg / 476 lbs.	214.6 kg / 472 lbs.	216.5 kg / 476 lbs.	214.6 kg / 472 lbs.
WARRANTY					
Frame	7 years	7 years	7 years	7 years	7 years
Generator	5 years	5 years	5 years	5 years	5 years
Parts & Labor	3 years	3 years	3 years	3 years	3 years
Wear Items (iPod® Cable, USB Port, Headphone Jack, Battery)	90 days parts	90 days parts	90 days parts	90 days parts	90 days parts

* Plug in equipment with xLD workout tracking for best results.

48 LOWER BODY ASCENT TRAINER SPECIFICATIONS

Images and specifications subject to change. Visit matrixfitness.com for latest warranty information.

FEATURES	ALB7xi Lower Body Ascent Trainer®	ALB7xe Lower Body Ascent Trainer	ALB5x Lower Body Ascent Trainer	ALB3xe Lower Body Ascent Trainer	ALB3x Lower Body Ascent Trainer
Stride Length	51 – 61 cm / 20 – 24"	51 – 61 cm / 20 – 24"	51 – 61 cm / 20 – 24"	51 – 61 cm / 20 – 24"	51 – 61 cm / 20 – 24"
Incline Range	24 – 54% (15° range)	24 – 54% (15° range)	24 – 54% (15° range)	24 – 54% (15° range)	24 – 54% (15° range)
Step-on Height	24 cm / 9.5"	24 cm / 9.5"	24 cm / 9.5"	24 cm / 9.5"	24 cm / 9.5"
Contact & Telemetric HR	Yes	Yes	Yes	Yes	Yes
Foolpad Insert	Premium	Premium	Premium	None	None
Pedal Spacing	6.4 cm / 2.5"	6.4 cm / 2.5"	6.4 cm / 2.5"	6.4 cm / 2.5"	6.4 cm / 2.5"
Handlebar Design	Multi-position ergo-bend stationary	Multi-position ergo-bend stationary	Multi-position ergo-bend stationary	Multi-position ergo-bend stationary	Multi-position ergo-bend stationary
Remote Buttons	Yes	Yes	Yes	Yes	Yes
CONSOLE					
Display Type	41 cm / 16" class projective capacitive touchscreen LCD	41 cm / 16" class touchscreen LCD	Dot-matrix LED with profile display	25.6 cm / 10.1" touchscreen LCD	14-seg. alphanumeric, 8x16 LED graphic display
Display Feedback	Time, Clock, Time Elapsed, Time Remaining, Distance (Kilometers or Miles), Calories, Calories per Hour, Speed, Pace, Average Pace, Incline, RPM, Heart Rate, Peak Heart Rate, METs, Watts, Dynamic Profile Display, Static Profile Display	Time, Clock, Time Elapsed, Time Remaining, Distance (Kilometers or Miles), Calories, Calories per Hour, Speed, Pace, Average Pace, Incline, RPM, Heart Rate, Peak Heart Rate, METs, Watts, Dynamic Profile Display, Static Profile Display	Time Elapsed, Time Remaining, Time of Day, Total Program Time, Distance (Kilometers or Miles), Calories, Speed, Level, Incline, RPM, Heart Rate, METs, Watts, Workout Profile	Time of Day, Time Elapsed, Time Remaining, Total Program Time, Distance (Kilometers or Miles), Calories, Calories per Hour, Level, Speed, Pace, Average Pace, Incline, RPM, Heart Rate, Peak Heart Rate, METs, Watts, Dynamic Profile Display, Static Profile Display	Time, Distance (Kilometers or Miles), Calories, Calories per Hour, Level, Speed, RPM, Incline, Heart Rate, METs, Watts, Profile
Secondary Data Display	Yes	Yes	No	No	No
User-defined Multi-language Display	English, German, French, Italian, Spanish, Dutch, Portuguese, Chinese (s), Chinese (t), Japanese, Korean, Swedish, Finnish, Russian, Arabic, Turkish, Polish, Welsh, Basque, Vietnamese, Somali, Danish	English, German, French, Italian, Spanish, Dutch, Portuguese, Chinese (s), Chinese (t), Japanese, Korean, Swedish, Finnish, Russian, Arabic, Turkish, Polish, Welsh, Basque, Vietnamese, Somali, Danish	English, German, French, Italian, Spanish, Dutch, Portuguese, Japanese, Swedish, Finnish, Turkish, Polish, Russian, Danish	English, German, French, Italian, Spanish, Dutch, Portuguese, Chinese (s), Chinese (t), Japanese, Korean, Swedish, Finnish, Russian, Arabic, Turkish, Polish, Welsh, Basque, Vietnamese, Somali, Danish	Accessible only through Manager Menu: English, German, French, Italian, Spanish, Dutch, Portuguese, Swedish, Finnish, Turkish, Polish
Resistance Range	1–25	1–25	1–25	1–25	1–25
Workouts	Manual, Rolling Hills, Target HR, Interval Training, Constant Watts, Fat Burn, Fitness Test, Glute Training, Calorie Goal, Distance Goal, Time Goal, Sprint 8, Virtual Active	Manual, Rolling Hills, Target HR, Interval Training, Constant Watts, Fat Burn, Fitness Test, Glute Training, Calorie Goal, Distance Goal, Time Goal, Sprint 8	Manual, Rolling Hills, Target HR, Interval Training, Constant Watts, Fat Burn, Fitness Test, Glute Training, Sprint 8	Manual, Rolling Hills, Target HR, Interval Training, Constant Watts, Fat Burn, Fitness Test, Glute, Random, Calorie Goal, Distance Goal, Time Goal	Manual, Rolling Hills, Target HR, Interval Training, Fat Burn, Fitness Test, Random, Constant Watts
CSAFE Ready-FitLinux Certified	Yes	Yes	Yes	Yes	Yes
IP TV Compatible	Yes	Yes	No	Yes	No
Pro:Idiom Compatible	Yes	Yes	Optional – add-on TV	No	Optional – add-on TV
FitTouch Technology	Yes	Yes	No	Yes	No
Instant On Technology	Yes	Yes	Yes	Yes	Yes
One-button Start	Yes	Yes	Yes	Yes	Yes
On-the-fly Program Change	Yes	Yes	Yes	Yes	Yes
Integrated Vista Clear™ Television Technology	Yes	Yes	No	Yes	No
FITCONNEXION™ Ready	No	No	Yes	No	Yes
WiFi Enabled	Yes	Yes	Optional	Optional	Optional
Bluetooth Enabled	Yes	Yes	No	Optional	No
iPod® / iPhone® / iPad® Compatible	Made for iPod, iPhone, iPad	Made for iPod, iPhone, iPad	Charging only	No	Charging only
Multimedia Playback	Compatible with most tablets and smartphones	Compatible with most tablets and smartphones	No	Compatible with most tablet and smartphone systems using Android OS	No
Personal Fan	Yes	Yes	Yes	No	No
Personal Trainer Portal Compatible	Yes	Yes	No	No	No
USB Port	Yes	Yes	Yes	Yes	Yes
Virtual Active Compatible	Included	Yes	No	Yes	No
Asset Management™ Compatible	Included	Yes	Yes	Yes	Yes
Workout Tracking Network Compatible	Yes	Yes	Yes	Yes	Yes
Web Connectivity	Custom app interface in addition to web browser	Optional	No	Optional	No
Facility Communication Portal/Calendar	Programmed through Asset Management	Optional	No	Optional	No
RFID Compatible	Yes	Yes	Yes	No	No
Pause Function	Yes	Yes	Yes	Yes	Yes
Reading Rack	Yes	Yes	No	Yes	Yes
RESISTANCE SYSTEM					
Resistance System	Brushless generator	Brushless generator	Brushless generator	Brushless generator	Brushless generator
TECH SPECS					
Power Requirements	Self-powered / powered 100v-240v – 50/60Hz AC	Self-powered / powered 100v-240v – 50/60Hz AC	Self-powered / powered 100v-240v – 50/60Hz AC*	Self-powered / powered 100v-240v – 50/60Hz AC*	Self-powered / powered 100v-240v – 50/60Hz AC*
Minimum Watts	4 powered / 57 self-powered	4 powered / 57 self-powered	24 powered / 24 self-powered	21 powered / 24 self-powered	8 powered / 24 self-powered
Minimum RPM	10 powered / 25 self-powered	10 powered / 25 self-powered	25 powered / 24 self-powered	25 powered / 25 self-powered	15 powered / 25 self-powered
Assembled Dimensions	178 x 74 x 174 cm / 70" x 29.2" x 68.5"	178 x 74 x 174 cm / 70" x 29.2" x 68.5"	178 x 74 x 174 cm / 70" x 29.2" x 68.5"	178 x 74 x 174 cm / 70" x 29.2" x 68.5"	178 x 74 x 174 cm / 70" x 29.2" x 68.5"
Max User Weight	182 kg / 400 lbs.	182 kg / 400 lbs.	182 kg / 400 lbs.	182 kg / 400 lbs.	182 kg / 400 lbs.
Assembled Weight	197.2 kg / 435 lbs	196.5 kg / 434 lbs	195.9 kg / 432 lbs	194.4 kg / 429 lbs	194.4 kg / 429 lbs
Shipping Weight	220.6 kg / 487 lbs	219.6 kg / 485 lbs	219.2 kg / 484 lbs	217.3 kg / 479 lbs	217.3 kg / 479 lbs
WARRANTY					
Frame	7 years	7 years	7 years	7 years	7 years
Generator	5 years	5 years	5 years	5 years	5 years
Parts & Labor	3 years	3 years	3 years	3 years	3 years
Wear Items (iPod® Cable, USB Port, Headphone Jack, Battery)	90 days parts	90 days parts	90 days parts	90 days parts	90 days parts

* Plug in equipment with xLD workout tracking for best results.

Images and specifications subject to change. Visit matrixfitness.com for latest warranty information.

FEATURES	E7xi Suspension Elliptical	E7xe Suspension Elliptical	E5x Suspension Elliptical	E3xe Suspension Elliptical	E3x Suspension Elliptical	E1xe Suspension Elliptical	E1x Suspension Elliptical
Stride Length	53.3 cm / 21"	53.3 cm / 21"	53.3 cm / 21"	53.3 cm / 21"	53.3 cm / 21"	53.3 cm / 21"	53.3 cm / 21"
Contact & Telemetric HR	Yes	Yes	Yes	Yes	Yes	Yes	Yes
Footpad Insert	No	No	No	No	No	Yes	Yes
Pedal Spacing	6.4 cm / 2.5"	6.4 cm / 2.5"	6.4 cm / 2.5"	6.4 cm / 2.5"	6.4 cm / 2.5"	6.4 cm / 2.5"	6.4 cm / 2.5"
Handlebar Design	Multi-position dual-action / custom ergo-bend stationary	Multi-position dual-action / custom ergo-bend stationary	Multi-position dual-action / custom ergo-bend stationary	Multi-position dual-action / custom ergo-bend stationary	Multi-position dual-action / custom ergo-bend stationary	Multi-position dual-action / custom ergo-bend stationary	Multi-position dual-action / custom ergo-bend stationary
Remote Buttons	Yes	Yes	Yes	Yes	Yes	Yes	Yes
CONSOLE							
Display Type	41 cm / 16" class projective capacitive touchscreen LCD	41 cm / 16" class touchscreen LCD	Dot-matrix LED with profile display	25.6 cm / 10.1" touchscreen LCD	Dot-matrix LED with profile display	25.6 cm / 10.1" touchscreen LCD	Alphanumeric LED display
Display Feedback	Time of Day, Time Elapsed, Time Remaining, Distance (Kilometers or Miles), Calories, Calories per Hour, Speed, Pace, Average Pace, RPM, Heart Rate, Peak Heart Rate, METs, Watts, Dynamic Profile Display, Static Profile Display	Time of Day, Time Elapsed, Time Remaining, Distance (Kilometers or Miles), Calories, Calories per Hour, Speed, Pace, Average Pace, RPM, Heart Rate, Peak Heart Rate, METs, Watts, Dynamic Profile Display, Static Profile Display	Time of Day, Time Elapsed, Time Remaining, Total Program Time, Distance (Kilometers or Miles), Calories, Level, Speed, RPM, Heart Rate, METs, Watts, Workout Profile	Time of Day, Time Elapsed, Time Remaining, Total Program Time, Total Steps, Floors Climbed, Calories, Calories per Hour, Level, Speed, SPM, Average SPM, Heart Rate, Peak Heart Rate, METs, Watts, Dynamic Profile Display, Static Profile Display	Time of Day, Time Elapsed, Time Remaining, Total Program Time, Distance (Kilometers or Miles), Calories, Calories per Hour, Level, Speed, RPM, Heart Rate, METs, Watts, Workout Profile	Time of Day, Time Elapsed, Time Remaining, Total Program Time, Total Steps, Floors Climbed, Calories, Calories per Hour, Level, Speed, SPM, Average SPM, Heart Rate, Peak Heart Rate, METs, Watts, Dynamic Profile Display, Static Profile Display	Time of Day, Distance, (Kilometers or Miles), Calories, Calories per Hour, Level, Speed, RPM, Heart Rate, METs, Watts
Secondary Data Display	Yes	Yes	No	No	No	No	No
User-defined Multi-language Display	English, German, French, Italian, Spanish, Dutch, Portuguese, Chinese (s), Chinese (t), Japanese, Korean, Swedish, Finnish, Russian, Arabic, Turkish, Polish, Welsh, Basque, Vietnamese, Somali, Danish	English, German, French, Italian, Spanish, Dutch, Portuguese, Chinese (s), Chinese (t), Japanese, Korean, Swedish, Finnish, Russian, Arabic, Turkish, Polish, Welsh, Basque, Vietnamese, Somali, Danish	English, German, French, Italian, Spanish, Dutch, Portuguese, Chinese (s), Chinese (t), Japanese, Korean, Swedish, Finnish, Russian, Arabic, Turkish, Polish, Russian, Danish	English, German, French, Italian, Spanish, Dutch, Portuguese, Chinese (s), Chinese (t), Japanese, Korean, Swedish, Finnish, Russian, Arabic, Turkish, Polish, Welsh, Basque, Vietnamese, Somali, Danish	Accessible only through Manager Menu: English, German, French, Italian, Spanish, Dutch, Portuguese, Chinese (s), Chinese (t), Japanese, Korean, Swedish, Finnish, Russian, Arabic, Turkish, Polish, Russian, Danish	English, German, French, Italian, Spanish, Dutch, Portuguese, Chinese (s), Chinese (t), Japanese, Korean, Swedish, Finnish, Russian, Arabic, Turkish, Polish, Welsh, Basque, Vietnamese, Somali, Danish	Accessible only through Manager Menu: English, German, French, Italian, Spanish, Dutch, Portuguese, Chinese (s), Chinese (t), Japanese, Korean, Swedish, Finnish, Russian, Arabic, Turkish, Polish, Russian, Danish
Resistance Range	1-25	1-25	1-25	1-25	1-25	1-25	1-25
Workouts	Manual, Rolling Hills, Target HR, Interval Training, Constant Watts, Fat Burn, Fitness Test, Random, Calorie Goal, Distance Goal, Time Goal, Sprint 8, Virtual Active	Manual, Rolling Hills, Target HR, Interval Training, Constant Watts, Fat Burn, Fitness Test, Random, Calorie Goal, Distance Goal, Time Goal, Sprint 8	Manual, Rolling Hills, Target HR, Interval Training, Constant Watts, Fat Burn, Fitness Test, Sprint 8	Manual, Rolling Hills, Target HR, Interval Training, Constant Watts, Fat Burn, Fitness Test, Random, Calorie Goal, Distance Goal, Time Goal,	Manual, Target HR, Interval Training, Constant Watts, Fat Burn, Fitness Test	Manual, Rolling Hills, Target HR, Interval Training, Constant Watts, Fat Burn, Fitness Test, Random, Calorie Goal, Distance Goal, Time Goal,	Manual, Target HR, Intervals, Constant Watts, Fat Burn, Fitness Test,
CSAFE Ready	Yes	Yes	Yes	Yes	Yes	Yes	Yes
IPTV Compatible	Yes	Yes	No	Yes	No	No	No
Pro:Idiom Compatible	Yes	Yes	Optional - add-on TV	Yes	Optional - add-on TV	No	Optional - add-on TV
FitTouch Technology	Yes	Yes	No	Yes	No	Yes	No
Instant On Technology	Yes	Yes	Yes	Yes	Yes	Yes	Yes
One-button Start	Yes	Yes	Yes	Yes	Yes	Yes	Yes
On-the-fly Program Change	Yes	Yes	Yes	Yes	Yes	Yes	Yes
Integrated Vista Clear Television Technology	Yes	Yes	No	Yes	No	Yes	No
FITCONNEXION Ready	No	No	Yes	No	Yes	No	Yes
Ethernet Compatible	Yes	Yes	No	Yes	No	No	No
WiFi Enabled	Yes	Yes	Optional	Optional	Optional	Optional	Optional
Bluetooth Enabled	Yes	Yes	No	Optional	No	Optional	No
Connects to Apple Watch	Yes	Yes	No	No	No	No	No
iPod / iPhone Compatible	Made for iPod, iPhone	Made for iPod, iPhone	Charging only	Charging only	Charging only	Charging only	Charging only
Multimedia Playback	Compatible with most tablets and smartphones	Compatible with most tablets and smartphones	No	Compatible with most tablet and smartphone systems using Android OS	No	Compatible with most tablet and smartphone systems using Android OS	No
Personal Fan	Yes	Yes	Yes	No	No	No	No
Personal Trainer Portal Compatible	Yes	Yes	No	Yes	No	No	No
USB Port	Yes	Yes	Yes	Yes	Yes	Yes	Yes
Virtual Active Compatible	Included	Yes	No	Yes	No	Yes	No
Asset Management Compatible	Included	Yes	Yes	Yes	Yes	Yes	Yes
Workout Tracking Network Compatible	Yes	Yes	Yes	Yes	Yes	Yes	Yes
Web Connectivity	Custom app interface in addition to web browser	Optional	No	Optional	No	Optional	No
Facility Communication Portal/ Calendar	Programmed through Asset Management	Optional	No	Optional	No	Optional	No
RFID Compatible	Included	Included	Yes	No	No	No	No
Pause Function	Yes	Yes	Yes	Yes	Yes	Yes	Yes
Reading Rack	Yes	Yes	No	Yes	Yes	Yes	Yes
RESISTANCE SYSTEM							
Resistance System	Brushless generator	Brushless generator	Brushless generator	Brushless generator	Brushless generator	Brushless generator	Brushless generator
TECH SPECS							
Power Requirements	Self-powered / powered 100v-240v - 50/60Hz AC	Self-powered / powered 100v-240v - 50/60Hz AC	Self-powered / powered 100v-240v - 50/60Hz AC*	Self-powered / powered 100v-240v - 50/60Hz AC	Self-powered / powered 100v-240v - 50/60Hz AC*	Powered 100v-240v - 50/60Hz AC	Self-powered / powered 100v-240v - 50/60Hz AC*
Minimum Watts	4 powered / 56 self-powered	4 powered / 56 self-powered	21 powered / 21 self-powered	4 powered, 56 self-powered	5 powered / 21 self-powered	21 powered	5 powered / 21 self-powered
Minimum RPM	10 powered / 25 self-powered	10 powered / 25 self-powered	25 powered / 25 self-powered	10 powered / 25 self-powered	10 powered / 25 self-powered	25 powered	10 powered / 25 self-powered
Assembled Dimensions	179 x 74 x 176 cm / 70.4" x 29.1" x 69.4"	179 x 74 x 176 cm / 70.4" x 29.1" x 69.4"	179 x 74 x 176 cm / 70.4" x 29.1" x 69.4"	179 x 74 x 171 cm / 70.4" x 29.1" x 67.4"	179 x 74 x 171 cm / 70.4" x 29.1" x 67.4"	175 x 74 x 175 cm / 68.8" x 29.1" x 68.7"	175 x 74 x 175 cm / 68.8" x 29.1" x 68.7"
Max User Weight	182 kg / 400 lbs.	182 kg / 400 lbs.	182 kg / 400 lbs.	182 kg / 400 lbs.	182 kg / 400 lbs.	182 kg / 400 lbs.	182 kg / 400 lbs.
Assembled Weight	182.7 kg / 402 lbs.	182.7 kg / 402 lbs.	181 kg / 398 lbs.	181.0 kg / 398 lbs.	181 kg / 398 lbs.	181 kg / 398 lbs.	140 kg / 308 lbs.
Shipping Weight	195.5 kg / 430 lbs.	195.5 kg / 430 lbs.	193.6 kg / 425 lbs.	193.6 kg / 425 lbs.	193.6 kg / 425 lbs.	193.6 kg / 425 lbs.	160kg / 352 lbs.
WARRANTY							
Frame	7 years	7 years	7 years	7 years	7 years	7 years**	7 years**
Generator	5 years	5 years	5 years	5 years	5 years	5 years**	5 years**
Parts & Labor	3 years	3 years	3 years	3 years	3 years	3 years**	3 years**
Wear Items (iPod® Cable, USB Port, Headphone Jack, Battery)	90 days parts	90 days parts	90 days parts	90 days parts	90 days parts	90 days parts**	90 days parts**

* Plug in equipment with xLD workout tracking for best results.






CLIMBMILLS & STEPPERS

STEP UP TO THE BEST

Give your members the truest stair-climbing workout on the market with a combination of high-design and low maintenance that can live virtually anywhere in your facility.



CLIMBMILLS & STEPPERS

1 DELINEATED STEPS

Extra-deep steps accommodate a wide range of users, and color variations cue proper foot placement.

2 STEP POSITIONING SOFTWARE

Locks steps at lowest possible point for easy entry and exit.

3 ERGO FORM™ GRIPS

Sculpted grips enhance comfort, and integrated controls offer instant access to key functions.

4 REMOVABLE ACCESS PANEL


Access panel can be easily removed with a common coin, and an internal service light provides component visibility.

5 CONTROL DRIVE

Stairs stop moving instantly if any object pushes against the direction of rotation, ensuring a safe, secure stair-climbing experience.



*Shown in Matte Black





C7XI CLIMBMILL™

- 41 cm / 16" capacitive touchscreen with FitTouch™ Technology offers intuitive operation
- WiFi connectivity accommodates integrated Matrix Asset Management™ system, plus optional Workout Tracking Network and Personal Trainer Portal
- Custom interface configuration through Matrix Asset Management facilitates personalized communication with users
- Landmarks program enables users to scale some of the most famous buildings and monuments around the world
- Integrated Virtual Active™ programming provides an immersive exercise experience
- Optimized app interface designed specifically for fitness offers easy access to social media and web content
- Anti-rust design prevents corrosion, prolonging the life of the product
- Rear-locking and leveling casters allow easy placement within facility
- Oil-free ECB modular drive system for maintenance-free performance and quiet operation



C7XE CLIMBMILL

- 41 cm / 16" touchscreen display with FitTouch Technology offers intuitive operation
- WiFi connectivity accommodates optional Matrix Asset Management system, Workout Tracking Network and Personal Trainer Portal
- Custom interface configuration facilitates personalized communication with users
- Landmarks program enables users to scale some of the most famous buildings and monuments around the world
- Compatible with Virtual Active programming to provide an immersive exercise experience
- Optimized app interface designed specifically for fitness
- Anti-rust design prevents corrosion, prolonging the life of the product
- Rear-locking and leveling casters allow easy placement within facility
- Oil-free ECB modular drive system for maintenance-free performance and quiet operation



C5X CLIMBMILL

- LED console display offers intuitive operation
- WiFi connectivity accommodates optional Matrix Asset Management system and Workout Tracking Network
- Landmarks program enables users to scale some of the most famous buildings and monuments around the world
- Anti-rust design prevents corrosion, prolonging the life of the product
- Rear-locking and leveling casters allow easy placement within facility
- Oil-free ECB modular drive system for maintenance-free performance and quiet operation



C3XE CLIMBMILL™

- 25.6 cm / 10.1" touchscreen display with FitTouch™ Technology offers intuitive operation
- WiFi connectivity accommodates optional Matrix Asset Management™ system, Workout Tracking Network and Personal Trainer Portal
- Custom interface configuration facilitates personalized communication with users
- Compatible with Virtual Active™ programming to provide an immersive exercise experience
- Optimized app interface designed specifically for fitness
- Anti-rust design prevents corrosion, prolonging the life of the product
- Rear-locking and leveling casters allow easy placement within facility
- Oil-free ECB modular drive system for maintenance-free performance and quiet operation



C3X CLIMBMILL

- LED console display with expanded feedback offers intuitive operation
- WiFi connectivity accommodates optional Matrix Asset Management system and Workout Tracking Network
- Anti-rust design prevents corrosion, prolonging the life of the product
- Rear-locking and leveling casters allow easy placement within facility
- Oil-free ECB modular drive system for maintenance-free performance and quiet operation



S7XI STEPPER

- 41 cm / 16" capacitive touchscreen with FitTouch Technology offers intuitive operation
- WiFi connectivity accommodates integrated Matrix Asset Management system, plus optional Workout Tracking Network and Personal Trainer Portal
- Custom interface configuration through Matrix Asset Management facilitates personalized communication with users
- Landmarks program enables users to scale some of the most famous buildings and monuments around the world
- Integrated Virtual Active™ programming provides an immersive exercise experience
- Optimized app interface designed specifically for fitness offers easy access to social media and web content
- Ultra non-slip large pedals for increased stability
- Angled independent stepping motion mimics real climbing feel
- Belt-drive design for smooth and quiet operation



S7XE STEPPER

- 41 cm / 16" touchscreen display with FitTouch™ Technology offers intuitive operation
- WiFi connectivity accommodates optional Matrix Asset Management™ system, Workout Tracking Network and Personal Trainer Portal
- Custom interface configuration facilitates personalized communication with users
- Landmarks program enables users to scale some of the most famous buildings and monuments around the world
- Compatible with Virtual Active™ programming to provide an immersive exercise experience
- Optimized app interface designed specifically for fitness
- Ultra non-slip large pedals for increased stability
- Angled independent stepping motion mimics real climbing feel
- Belt-drive design for smooth and quiet operation



S5X STEPPER

- LED console display offers intuitive operation
- WiFi connectivity accommodates optional Matrix Asset Management system and Workout Tracking Network
- Landmarks program enables users to scale some of the most famous buildings and monuments around the world
- Ultra non-slip large pedals for increased stability
- Angled independent stepping motion mimics real climbing feel
- Belt-drive design for smooth and quiet operation



S3XE STEPPER

- 25.6 cm / 10.1" touchscreen display with FitTouch Technology offers intuitive operation
- WiFi connectivity accommodates optional Matrix Asset Management system, Workout Tracking Network and Personal Trainer Portal
- Custom interface configuration facilitates personalized communication with users
- Compatible with Virtual Active programming to provide an immersive exercise experience
- Optimized app interface designed specifically for fitness
- Ultra non-slip large pedals for increased stability
- Angled independent stepping motion mimics real climbing feel
- Belt-drive design for smooth and quiet operation



S3X STEPPER

- LED console display with expanded feedback offers intuitive operation
- WiFi connectivity accommodates optional Matrix Asset Management system and Workout Tracking Network
- Ultra non-slip large pedals for increased stability
- Angled independent stepping motion mimics real climbing feel
- Belt-drive design for smooth and quiet operation

Images and specifications subject to change. Visit matrixfitness.com for latest warranty information.

FEATURES	C7xi ClimbiMill	C7xe ClimbiMill	C5x ClimbiMill	C3xe ClimbiMill	C3x ClimbiMill
Step Depth	25.4 cm / 10"	25.4 cm / 10"	25.4 cm / 10"	25.4 cm / 10"	25.4 cm / 10"
Step Height	20.3 cm / 8"	20.3 cm / 8"	20.3 cm / 8"	20.3 cm / 8"	20.3 cm / 8"
Contact & Telemetric HR	Yes	Yes	Yes	Yes	Yes
Delineated Steps	Yes	Yes	Yes	Yes	Yes
Handlebar Design	Optimized handrails with Ergo Form Grips	Ergonomically designed handrails and ergo form grips	Ergonomically designed handrails and ergo form grips	Ergonomically designed handrails and ergo form grips	Ergonomically designed handrails and ergo form grips
Remote Buttons	Yes	Yes	Yes	Yes	Yes
Control Zone	Yes	Yes	Yes	No	No
Auto-stop Function	Yes	Yes	Yes	Yes	Yes
CONSOLE					
Display Type	41 cm / 16" class projective capacitive touchscreen LCD	41 cm / 16" class touchscreen LCD	Dot-matrix LED with profile display	25.6 cm / 10.1" touchscreen LCD	Dot-matrix LED with profile display
Display Feedback	Time, Clock, Time Elapsed, Time Remaining, Total steps, Floors Climbed, Calories, Calories per Hour, Speed, SPM, Average SPM, Heart Rate, Peak Heart Rate, METs, Watts, Dynamic Profile Display, Static Profile Display	Time, Clock, Time Elapsed, Time Remaining, Total steps, Floors Climbed, Calories, Calories per Hour, Speed, SPM, Average SPM, Heart Rate, Peak Heart Rate, METs, Watts, Dynamic Profile Display, Static Profile Display	Time Elapsed, Time Remaining, Time of Day, Total Program Time, Total Steps, Floors Climbed, Calories, SPM, Average SPM, Heart Rate, METs, Watts, Level, Workout Profile	Time of Day, Time Elapsed, Time Remaining, Total Program Time, Total Steps, Floors Climbed, Calories, Calories per Hour, Level, Speed, SPM, Average SPM, Heart Rate, Peak Heart Rate, METs, Watts, Dynamic Profile Display, Static Profile Display	Time Elapsed, Time Remaining, Time of Day, Total Program Time, Floors Climbed, SPM, Calories, Heart Rate, METs, Watts, Level
Secondary Data Display	Yes	Yes	No	No	No
User-defined Multi-language Display	English, German, French, Italian, Spanish, Dutch, Portuguese, Chinese (s), Chinese (t), Japanese, Korean, Swedish, Finnish, Russian, Arabic, Turkish, Polish, Welsh, Basque, Vietnamese, Somali, Danish	English, German, French, Italian, Spanish, Dutch, Portuguese, Chinese (s), Chinese (t), Japanese, Korean, Swedish, Finnish, Russian, Arabic, Turkish, Polish, Welsh, Basque, Vietnamese, Somali, Danish	English, German, French, Italian, Spanish, Dutch, Portuguese, Japanese, Swedish, Finnish, Turkish, Polish, Russian, Danish	English, German, French, Italian, Spanish, Dutch, Portuguese, Chinese (s), Chinese (t), Japanese, Korean, Swedish, Finnish, Russian, Arabic, Turkish, Polish, Welsh, Basque, Vietnamese, Somali, Danish	Accessible only through Manager Menu: English, German, French, Italian, Spanish, Dutch, Portuguese, Japanese, Swedish, Finnish, Polish, Turkish, Polish
Resistance Range	1-25	1-25	1-25	1-25	1-25
Workouts	Manual, Training Workouts (Rolling Hills, Interval Training, Calorie Training, Goal Training), Fat Burn, Target HR, Fitness Test (Sub-maximal Test, WFI Test, CPAT), Time Goal, Floor Goal, Calorie Goal, Landmarks, Virtual Active	Manual, Training Workouts (Rolling Hills, Interval Training, Calorie Training, Goal Training), Fat Burn, Target HR, Fitness Test (Sub-maximal Test, WFI Test, CPAT), Time Goal, Floor Goal, Calorie Goal, Landmarks	Manual, Training Workouts (Rolling Hills, Fat burn, Interval Training), Goal Training (Time Goal, Floor Goal, Calorie Goal), Target HR, Fitness Test (Sub-maximal Test, WFI Test, CPAT), Landmarks	Manual, Rolling Hills, Target HR, Interval Training, Fat Burn, Fitness Test, Time Goal, Calorie Goal, Floor Goal	Manual, Interval Training, Fat Burn, Target HR, HR, Fitness Test (Sub-maximal Test, WFI Test, CPAT)
CSAFE Ready	Yes	Yes	Yes	Yes	Yes
IPTV Compatible	Yes	Yes	No	Yes	No
Pro:Idiom Compatible	Yes	Yes	Optional – add-on TV	Yes	Optional – add-on TV
FitTouch Technology	Yes	Yes	No	Yes	No
Instant On Technology	N/A: Powered	N/A: Powered	N/A: Powered	N/A: Powered	N/A: Powered
One-button Start	Yes	Yes	Yes	Yes	Yes
On-the-fly Program Change	Yes	Yes	Yes	Yes	Yes
Integrated Vista Clear Television Technology	Yes	Yes	No	Yes	No
FITCONNECTION Ready	No	No	Yes	No	Yes
Ethernet Compatible	Yes	Yes	No	Yes	No
WiFi Enabled	Yes	Yes	Optional	Optional	Optional
Bluetooth Enabled	Yes	Yes	No	Optional	No
Connects to Apple Watch	Included with RFID	Included with RFID	No	No	No
iPod / iPhone Compatible	Made for iPod, iPhone	Made for iPod, iPhone	Charging only	Charging only	Charging only
Multimedia Playback	Compatible with most tablets and smartphones	Compatible with most tablets and smartphones	No	Compatible with most tablet and smartphone systems using Android OS	No
Personal Fan	Yes	Yes	Yes	No	No
Personal Trainer Portal Compatible	Yes	Yes	No	Yes	No
USB Port	Yes	Yes	Yes	Yes	Yes
Virtual Active Compatible	Included	Yes	No	Yes	No
Asset Management Compatible	Included	Yes	Yes	Yes	Yes
Workout Tracking Network Compatible	Yes	Yes	Yes	Yes	Yes
Web Connectivity	Custom app interface in addition to web browser	Optional	No	Optional	No
Facility Communication Portal/Calendar	Programmed through Asset Management	Optional	No	Optional	No
RFID Compatible	Yes	Yes	Yes	Yes	No
Pause Function	Yes	Yes	Yes	Yes	Yes
Reading Rack	Yes	Yes	No	Yes	Yes
RESISTANCE SYSTEM					
Resistance Technology	ECB w/ flywheel	ECB w/ flywheel	ECB w/ flywheel	ECB w/ flywheel	ECB w/ flywheel
TECH SPECS					
Power Requirements	100v-240v – 50/60Hz AC	100v-240v – 50/60Hz AC	100v-240v – 50/60Hz AC	100v-240v – 50/60Hz AC	100v-240v – 50/60Hz AC
Assembled Dimensions	165 x 102 x 213 cm / 65" x 40.3" x 83.9"	165 x 102 x 213 cm / 65" x 40.3" x 83.9"	165 x 102 x 213 cm / 65" x 40.3" x 83.9"	144 x 102 x 213 cm / 56.7" x 40.3" x 83.9"	144 x 102 x 213 cm / 56.7" x 40.3" x 83.9"
Max User Weight	182 kg / 400 lbs.	182 kg / 400 lbs.	182 kg / 400 lbs.	182 kg / 400 lbs.	182 kg / 400 lbs.
Assembled Weight	171 kg / 377 lbs.	171 kg / 377 lbs.	168 kg / 370 lbs.	160 kg / 353 lbs.	160 kg / 353 lbs.
Shipping Weight	198.5 kg / 437 lbs.	198.5 kg / 437 lbs.	190 kg / 418 lbs.	188 kg / 414 lbs.	188 kg / 414 lbs.
WARRANTY					
Frame	7 years	7 years	7 years	7 years	7 years
Generator	5 years	5 years	5 years	5 years	5 years
Parts & Labor	3 years	3 years	3 years	3 years	3 years
Wear Items (iPod® Cable, USB Port, Headphone Jack, Battery)	90 days parts	90 days parts	90 days parts	90 days parts	90 days parts

Images and specifications subject to change. Visit matrixfitness.com for latest warranty information.

FEATURES	S7xi Stepper	S7xe Stepper	S5x Stepper	S3xe Stepper	S3x Stepper
Step Range	31 cm / 12.2"	31 cm / 12.2"	31 cm / 12.2"	31 cm / 12.2"	31 cm / 12.2"
Contact & Telemetric HR	Yes	Yes	Yes	Yes	Yes
Pedal Spacing	8.4 cm / 3.3"	8.4 cm / 3.3"	8.4 cm / 3.3"	8.4 cm / 3.3"	8.4 cm / 3.3"
Handlebar Design	Ergonomically designed handrails and ergo form grips	Ergonomically designed handrails and ergo form grips	Ergonomically designed handrails and ergo form grips	Ergonomically designed handrails and ergo form grips	Ergonomically designed handrails and ergo form grips
Remote Buttons	Yes	Yes	Yes	Yes	Yes
CONSOLE					
Display Type	41 cm / 16" class projective capacitive touchscreen LCD	41 cm / 16" class touchscreen LCD	Dot-matrix LED with profile display	25.6 cm / 10.1" touchscreen LCD	Dot-matrix LED with profile display
Display Feedback	Time of Day, Time Elapsed, Time Remaining, Total Program Time, Total Steps, Floors Climbed, Calories, Calories per Hour, Level, Speed, SPM, Average SPM, Heart Rate, Peak Heart Rate, METs, Watts, Dynamic Profile Display, Static Profile Display	Time of Day, Time Elapsed, Time Remaining, Total Program Time, Total Steps, Floors Climbed, Calories, Calories per Hour, Level, Speed, SPM, Average SPM, Heart Rate, Peak Heart Rate, METs, Watts, Dynamic Profile Display, Static Profile Display	Time of Day, Time Elapsed, Time Remaining, Total Steps, Floors Climbed, Calories, METs, Watts, Average SPM, SPM, Heart Rate, Level, Workout Profile	Time of Day, Time Elapsed, Time Remaining, Total Program Time, Total Steps, Floors Climbed, Calories, Calories per Hour, Level, Speed, SPM, Average SPM, Heart Rate, Peak Heart Rate, METs, Watts, Dynamic Profile Display, Static Profile Display	Time of Day, Time Elapsed, Time Remaining, Total Program Time, Speed, Floors Climbed, Calories, METs, Watts, SPM, Heart Rate, Level, Workout Profile
Secondary Data Display	Yes	Yes	No	No	No
User-defined Multi-language Display	English, German, French, Italian, Spanish, Dutch, Portuguese, Chinese (s), Chinese (t), Japanese, Korean, Swedish, Finnish, Russian, Arabic, Turkish, Polish, Welsh, Basque, Vietnamese, Somali, Danish	English, German, French, Italian, Spanish, Dutch, Portuguese, Chinese (s), Chinese (t), Japanese, Korean, Swedish, Finnish, Russian, Arabic, Turkish, Polish, Welsh, Basque, Vietnamese, Somali, Danish	English, German, French, Italian, Spanish, Dutch, Portuguese, Japanese, Swedish, Finnish, Turkish, Polish, Russian, Danish	English, German, French, Italian, Spanish, Dutch, Portuguese, Chinese (s), Chinese (t), Japanese, Korean, Swedish, Finnish, Russian, Arabic, Turkish, Polish, Welsh, Basque, Vietnamese, Somali, Danish	Accessible only through Manager Menu: English, German, French, Italian, Spanish, Dutch, Portuguese, Japanese, Swedish, Finnish, Turkish, Polish
Resistance Range	1-25	1-25	1-25	1-25	1-25
Workouts	Manual, Rolling Hills, Target HR, Interval Training, Fat Burn, Stepper Fitness Test, Time Goal, Calorie Goal, Floor Goal, Landmarks, Virtual Active	Manual, Rolling Hills, Target HR, Interval Training, Fat Burn, Stepper Fitness Test, Time Goal, Calorie Goal, Floor Goal, Landmarks	Manual, Rolling Hills, Target HR, Interval Training, Fat Burn, Stepper Fitness Test, Landmarks	Manual, Rolling Hills, Target HR, Interval Training, Fat Burn, Stepper Fitness Test, Time Goal, Calorie Goal, Floor Goal	Manual, Target HR, Interval Training, Constant Watts, Fat Burn, Fitness Test
CSAFE Ready	Yes	Yes	Yes	Yes	Yes
IPTV Compatible	Yes	Yes	No	Yes	No
Prodiom Compatible	Yes	Yes	Optional – add-on TV	Yes	Optional – add-on TV
FitTouch Technology	Yes	Yes	No	Yes	No
Instant On Technology	N/A: Powered	N/A: Powered	Yes	Yes	Yes
One-button Start	Yes	Yes	Yes	Yes	Yes
On-the-fly Program Change	Yes	Yes	Yes	Yes	Yes
Integrated Vista Clear Television Technology	Yes	Yes	No	Yes	No
FITCONNEXION Ready	No	No	Yes	No	Yes
Ethernet Compatible	Yes	Yes	No	Yes	No
WiFi Enabled	Yes	Yes	Optional	Optional	Optional
Bluetooth Enabled	Yes	Yes	No	Optional	No
Connects to Apple Watch	Included with RFID	Included with RFID	No	No	No
iPod / iPhone Compatible	Made for iPod, iPhone	Made for iPod, iPhone	Charging only	Charging only	Charging only
Multimedia Playback	Compatible with most tablets and smartphones	Compatible with most tablets and smartphones	No	Compatible with most tablet and smartphone systems using Android OS	No
Personal Fan	Yes	Yes	Yes	No	No
Personal Trainer Portal Compatible	Yes	Yes	No	Yes	No
USB Port	Yes	Yes	Yes	Yes	Yes
Virtual Active Compatible	Included	Yes	No	Yes	No
Asset Management Compatible	Included	Yes	Yes	Yes	Yes
Workout Tracking Compatible	Yes	Yes	Yes	Yes	Yes
Web Connectivity	Custom app interface in addition to web browser	Optional	No	Optional	No
Facility Communication Portal/Calendar	Programmed through Asset Management	Optional	No	Optional	No
RFID Compatible	Yes	Yes	Yes	Yes	No
Pause Function	Yes	Yes	Yes	Yes	Yes
Reading Rack	Yes	Yes	No	Yes	Yes
RESISTANCE SYSTEM					
Resistance Technology	Hybrid generator	Hybrid generator	Hybrid generator	Hybrid generator	Hybrid generator
TECH SPECS					
Power Requirements	Powered 100v-240v – 50/60Hz AC	Powered 100v-240v – 50/60Hz AC	Self-powered / powered 100v-240v – 50/60Hz AC*	Powered 100v-240v – 50/60Hz AC	Self-powered / powered 100v-240v – 50/60Hz AC*
Minimum Watts	18 powered	18 powered	18 powered / 18 self-powered	18 powered	18 powered / 18 self-powered
Assembled Dimensions	115 x 83 x 178 cm / 45.1" x 32.7" x 70.2"	115 x 83 x 178 cm / 45.1" x 32.7" x 70.2"	115 x 83 x 176 cm / 45.1" x 32.7" x 69.5"	115 x 83 x 176 cm / 45.1" x 32.7" x 69.4"	115 x 83 x 176 cm / 45.1" x 32.7" x 69.4"
Max User Weight	182 kg / 400 lbs.	182 kg / 400 lbs.	182 kg / 400 lbs.	182 kg / 400 lbs.	182 kg / 400 lbs.
Assembled Weight	117.7 kg / 259 lbs.	117.7 kg / 259 lbs.	116.2 kg / 255 lbs.	117.7 kg / 259 lbs.	117.2 kg / 258 lbs.
Shipping Weight	125.5 kg / 276 lbs.	125.5 kg / 276 lbs.	123.6 kg / 272 lbs.	125.5 kg / 276 lbs.	124.5 kg / 274 lbs.
WARRANTY					
Frame	7 years	7 years	7 years	7 years	7 years
Generator	5 years	5 years	5 years	5 years	5 years
Parts & Labor	3 years	3 years	3 years	3 years	3 years
Wear Items (iPod® Cable, USB Port, Headphone Jack, Battery)	90 days parts	90 days parts	90 days parts	90 days parts	90 days parts

* Plug in equipment with xID workout tracking for best results.



MATRIX



MAT





CYCLES

A BETTER RIDE BY DESIGN

Performance, comfort and styling make our cycles a favorite for members, while easy use and streamlined maintenance make them a top choice for owners, trainers and service techs. And with self-powered options, you can place them anywhere in your facility.



CYCLES

1 45° SEAT ANGLE

Ergonomic angle enhances comfort and workout effectiveness. (Hybrid only)

2 STEP-THROUGH ENTRY

Makes it easy for users to get on and get started. (Hybrid shown)

3 INTEGRATED TRANSPORT HANDLE AND TOP-DOWN LEVELERS

Handle is easily accessible, and top-down adjustment simplifies leveling after installation, maintenance or use. (Recumbent shown)

4 ONE-HAND SEAT ADJUSTMENT

Intuitive one-hand adjustment fine-tunes seat position for users of all sizes. (Upright shown)

5 RACE-INSPIRED HANDLES

Comfortably contoured handles include elbow rests. (Upright only)



*Shown in Matte Black

1

45°

2

3

4

5





H7XI HYBRID CYCLE™

- 41 cm / 16" capacitive touchscreen with FitTouch™ Technology offers intuitive operation
- WiFi connectivity accommodates integrated Matrix Asset Management™ system, plus optional Workout Tracking Network and Personal Trainer Portal
- Custom interface configuration through Matrix Asset Management facilitates personalized communication with users
- Advanced Sprint 8® High Intensity Interval Training program
- Integrated Virtual Active™ programming provides an immersive exercise experience
- Optimized app interface designed specifically for fitness offers easy access to social media and web content
- Innovative command seating position ensures a convenient and comfortable workout
- Pivoting arm rest for maximum comfort



H7XE HYBRID CYCLE

- 41 cm / 16" touchscreen display with FitTouch Technology offers intuitive operation
- WiFi connectivity accommodates optional Matrix Asset Management system, Workout Tracking Network and Personal Trainer Portal
- Custom interface configuration facilitates personalized communication with users
- Advanced Sprint 8 High Intensity Interval Training program
- Compatible with Virtual Active programming to provide an immersive exercise experience
- Optimized app interface designed specifically for fitness
- Innovative command seating position ensures a convenient and comfortable workout
- Pivoting arm rest for maximum comfort



H5X HYBRID CYCLE

- LED console display offers intuitive operation
- WiFi connectivity accommodates optional Matrix Asset Management system and Workout Tracking Network
- Sprint 8 High Intensity Interval Training program
- Innovative command seating position ensures a convenient and comfortable workout
- Pivoting arm rest for maximum comfort



H3XE HYBRID CYCLE™

- 25.6 cm / 10.1" touchscreen display with FitTouch™ Technology offers intuitive operation
- WiFi connectivity accommodates optional Matrix Asset Management™ system, Workout Tracking Network and Personal Trainer Portal
- Custom interface configuration facilitates personalized communication with users
- Compatible with Virtual Active™ programming to provide an immersive exercise experience
- Optimized app interface designed specifically for fitness
- Innovative command seating position ensures a convenient and comfortable workout
- Pivoting arm rest for maximum comfort



H3X HYBRID CYCLE

- LED console display with expanded feedback offers intuitive operation
- WiFi connectivity accommodates optional Matrix Asset Management system and Workout Tracking Network
- Innovative command seating position ensures a convenient and comfortable workout
- Pivoting arm rest for maximum comfort



R7XI RECUMBENT CYCLE

- 41 cm / 16" capacitive touchscreen with FitTouch Technology offers intuitive operation
- WiFi connectivity accommodates integrated Matrix Asset Management system, plus optional Workout Tracking Network and Personal Trainer Portal
- Custom interface configuration through Matrix Asset Management facilitates personalized communication with users
- Advanced Sprint 8® High Intensity Interval Training program
- Integrated Virtual Active programming provides an immersive exercise experience
- Optimized app interface designed specifically for fitness offers easy access to social media and web content



R7XE RECUMBENT CYCLE

- 41 cm / 16" touchscreen display with FitTouch™ Technology offers intuitive operation
- WiFi connectivity accommodates optional Matrix Asset Management™ system, Workout Tracking Network and Personal Trainer Portal
- Custom interface configuration facilitates personalized communication with users
- Advanced Sprint 8® High Intensity Interval Training program
- Compatible with Virtual Active™ programming to provide an immersive exercise experience
- Optimized app interface designed specifically for fitness



R5X RECUMBENT CYCLE

- LED console display offers intuitive operation
- WiFi connectivity accommodates optional Matrix Asset Management system and Workout Tracking Network
- Sprint 8 High Intensity Interval Training program



R3XE RECUMBENT CYCLE

- 25.6 cm / 10.1" touchscreen display with FitTouch Technology offers intuitive operation
- WiFi connectivity accommodates optional Matrix Asset Management system, Workout Tracking Network and Personal Trainer Portal
- Custom interface configuration facilitates personalized communication with users
- Compatible with Virtual Active programming to provide an immersive exercise experience
- Optimized app interface designed specifically for fitness



R3XM RECUMBENT CYCLE



- Intuitive, bright LED console displays only the feedback essential to therapists and clinicians
- Class I Med CE certified to serve the needs of therapeutic, rehab and active-aging settings
- WiFi connectivity accommodates optional Matrix Asset Management system
- Pedal crank arms are independently length adjustable from 3.8–17.8 cm / 1.5–7" without tools to allow rotational movement with limited knee or hip range of motion
- Swivel seat with 160-degree motion locks at right, left and center to provide easy entry and exit
- Self-balancing pedals with heel cups and adjustable straps provide secure, stable foot placement



R3X RECUMBENT CYCLE

- LED console display with expanded feedback offers intuitive operation
- WiFi connectivity accommodates optional Matrix Asset Management™ system and Workout Tracking Network



R1XE RECUMBENT CYCLE

- 25.6 cm / 10.1" touchscreen display with FitTouch™ Technology offers intuitive operation
- WiFi connectivity accommodates optional Matrix Asset Management system and Workout Tracking Network
- Custom interface configuration facilitates personalized communication with users
- Compatible with Virtual Active™ programming to provide an immersive exercise experience
- Optimized app interface designed specifically for fitness



R1X RECUMBENT CYCLE

- LED console display is easily navigated by users at all experience levels
- WiFi connectivity accommodates optional Matrix Asset Management system and Workout Tracking Network



U7XI UPRIGHT CYCLE

- 41 cm / 16" capacitive touchscreen with FitTouch Technology offers intuitive operation
- WiFi connectivity accommodates integrated Matrix Asset Management system, plus optional Workout Tracking Network and Personal Trainer Portal
- Custom interface configuration through Matrix Asset Management facilitates personalized communication with users
- Advanced Sprint 8® High Intensity Interval Training program
- Integrated Virtual Active programming provides an immersive exercise experience
- Optimized app interface designed specifically for fitness offers easy access to social media and web content
- Low step-over height for easy access



U7XE UPRIGHT CYCLE

- 41 cm / 16" touchscreen display with FitTouch™ Technology offers intuitive operation
- WiFi connectivity accommodates optional Matrix Asset Management™ system, Workout Tracking Network and Personal Trainer Portal
- Custom interface configuration facilitates personalized communication with users
- Advanced Sprint 8® High Intensity Interval Training program
- Compatible with Virtual Active™ programming to provide an immersive exercise experience
- Optimized app interface designed specifically for fitness
- Low step-over height for easy access



U5X UPRIGHT CYCLE

- LED console display offers intuitive operation
- WiFi connectivity accommodates optional Matrix Asset Management system and Workout Tracking Network
- Sprint 8 High Intensity Interval Training program
- Low step-over height for easy access



U3XE UPRIGHT CYCLE

- 25.6 cm / 10.1" touchscreen display with FitTouch Technology offers intuitive operation
- WiFi connectivity accommodates optional Matrix Asset Management system, Workout Tracking Network and Personal Trainer Portal
- Custom interface configuration facilitates personalized communication with users
- Compatible with Virtual Active programming to provide an immersive exercise experience
- Optimized app interface designed specifically for fitness
- Low step-over height for easy access



U3X UPRIGHT CYCLE

- LED console display with expanded feedback offers intuitive operation
- WiFi connectivity accommodates optional Matrix Asset Management system and Workout Tracking Network
- Low step-over height for easy access



U1XE UPRIGHT CYCLE

- 25.6 cm / 10.1" touchscreen display with FitTouch™ Technology offers intuitive operation
- WiFi connectivity accommodates optional Matrix Asset Management™ system and Workout Tracking Network
- Custom interface configuration facilitates personalized communication with users
- Compatible with Virtual Active™ programming to provide an immersive exercise experience
- Optimized app interface designed specifically for fitness
- Low step-over height for easy access



U1X UPRIGHT CYCLE

- LED console display is easily navigated by users at all experience levels
- WiFi connectivity accommodates optional Matrix Asset Management system and Workout Tracking Network
- Low step-over height for easy access

Images and specifications subject to change. Visit matrixfitness.com for latest warranty information.

FEATURES	H7xi Hybrid Cycle	H7xe Hybrid Cycle	H5x Hybrid Cycle	H3xe Hybrid Cycle	H3x Hybrid Cycle
Contact & Telemetric HR	Yes	Yes	Yes	Yes	Yes
Handlebar Design	Front vertical ergo bend	Front vertical ergo bend	Front vertical ergo bend	Front vertical ergo bend	Front vertical ergo bend
Integrated Arm Rests	Yes	Yes	Yes	Yes	Yes
Remote Buttons	Yes	Yes	Yes	Yes	Yes
Bottle Holder	Yes	Yes	Yes	Yes	Yes
CONSOLE					
Display Type	41 cm / 16" class projective capacitive touchscreen LCD	41 cm / 16" class touchscreen LCD	Dot-matrix LED with profile display	25.6 cm / 10.1" touchscreen LCD	Dot-matrix LED with profile display
Display Feedback	Time of Day, Time Elapsed, Time Remaining, Total Program Time, Distance (Kilometers or Miles), Calories, Calories per Hour, Level, Speed, Pace, Average Pace, RPM, Heart Rate, Peak Heart Rate, METs, Watts, Dynamic Profile Display, Static Profile Display	Time of Day, Time Elapsed, Time Remaining, Total Program Time, Distance (Kilometers or Miles), Calories, Calories per Hour, Level, Speed, Pace, Average Pace, RPM, Heart Rate, Peak Heart Rate, METs, Watts, Dynamic Profile Display, Static Profile Display	Time of Day, Time Elapsed, Time Remaining, Total Program Time, Distance (Kilometers or Miles), Calories, Speed, Level, RPM, Heart Rate, METs, Watts, Workout Profile	Time of Day, Time Elapsed, Time Remaining, Total Program Time, Distance (Kilometers or Miles), Calories, Calories per Hour, Level, Speed, Pace, Average Pace, RPM, Heart Rate, Peak Heart Rate, METs, Watts, Dynamic Profile Display, Static Profile Display	Time of Day, Time Elapsed, Time Remaining, Total Program Time, Distance (Kilometers or Miles), Calories, Calories per Hour, Speed, Level, RPM, Heart Rate, METs, Watts, Workout Profile
Secondary Data Display	Yes	Yes	No	No	No
User-defined Multi-language Display	English, German, French, Italian, Spanish, Dutch, Portuguese, Chinese (s), Chinese (t), Japanese, Korean, Swedish, Finnish, Russian, Arabic, Turkish, Polish, Welsh, Basque, Vietnamese, Somali, Danish	English, German, French, Italian, Spanish, Dutch, Portuguese, Chinese (s), Chinese (t), Japanese, Korean, Swedish, Finnish, Russian, Arabic, Turkish, Polish, Welsh, Basque, Vietnamese, Somali, Danish	English, German, French, Italian, Spanish, Dutch, Portuguese, Japanese, Swedish, Finnish, Turkish, Polish, Russian, Danish	English, German, French, Italian, Spanish, Dutch, Portuguese, Chinese (s), Chinese (t), Japanese, Korean, Swedish, Finnish, Russian, Arabic, Turkish, Polish, Welsh, Basque, Vietnamese, Somali, Danish	Accessible only through Manager Menu: English, German, French, Italian, Spanish, Dutch, Portuguese, Japanese, Swedish, Finnish, Turkish, Polish
Resistance Range	1-30	1-30	1-30	1-30	1-30
Workouts	Manual, Rolling Hills, Target HR, Interval Training, Constant Watts, Fat Burn, Fitness Test, Time Goal, Calorie Goal, Distance Goal, Sprint 8, Virtual Active	Manual, Rolling Hills, Target HR, Interval Training, Constant Watts, Fat Burn, Fitness Test, Time Goal, Calorie Goal, Distance Goal, Sprint 8	Manual, Rolling Hills, Target HR, Interval Training, Constant Watts, Fat Burn, Fitness Test	Manual, Rolling Hills, Target HR, Interval Training, Constant Watts, Fat Burn, Fitness Test, Calorie Goal, Distance Goal, Time Goal	Manual, Interval Training, Fat Burn, Fitness Test, Target HR, Constant Watts
CSAFE Ready	Yes	Yes	Yes	Yes	Yes
IPTV Compatible	Yes	Yes	No	Yes	No
ProJdiom Compatible	Yes	Yes	Optional – add-on TV	Yes	Optional – add-on TV
FitTouch Technology	Yes	Yes	No	Yes	No
Instant On Technology	Yes	Yes	Yes	Yes	Yes
One-button Start	Yes	Yes	Yes	Yes	Yes
On-the-fly Program Change	Yes	Yes	Yes	Yes	Yes
Integrated Vista Clear Television Technology	Yes	Yes	No	Yes	No
FITCONNEXION Ready	No	No	Yes	No	Yes
Ethernet Compatible	Yes	Yes	No	Yes	No
WiFi Enabled	Yes	Yes	Optional	Optional	Optional
Bluetooth Enabled	Yes	Yes	No	Optional	No
Connects to Apple Watch	Yes	Yes	No	No	No
iPod / iPhone Compatible	Made for iPod, iPhone	Made for iPod, iPhone	Charging only	Charging only	Charging only
Multimedia Playback	Compatible with most tablets and smartphones	Compatible with most tablets and smartphones	No	Compatible with most tablet and smartphone systems using Android OS	No
Personal Fan	Yes	Yes	Yes	No	No
Personal Trainer Portal Compatible	Yes	Yes	No	Yes	No
USB Port	Yes	Yes	Yes	Yes	Yes
Virtual Active Compatible	Included	Yes	No	Yes	No
Asset Management Compatible	Included	Yes	Yes	Yes	Yes
Workout Tracking Network Compatible	Yes	Yes	Yes	Yes	Yes
Web Connectivity	Custom app interface in addition to web browser	Optional	No	Optional	No
Facility Communication Portal/ Calendar	Programmed through Asset Management	Optional	No	Optional	No
RFID Compatible	Included	Included	Yes	No	No
Pause Function	Yes	Yes	Yes	Yes	Yes
Reading Rack	Yes	Yes	No	Yes	Yes
RESISTANCE SYSTEM					
Resistance System	Brushless generator	Brushless generator	Brushless generator	Brushless generator	Brushless generator
TECH SPECS					
Crank Design	Three piece with integrated pullers	Three piece with integrated pullers	Three piece with integrated pullers	Three piece with integrated pullers	Three piece with integrated pullers
Power Requirements	Self-powered / powered 100v-240v – 50/60Hz AC	Self-powered / powered 100v-240v – 50/60Hz AC	Self-powered / powered 100v-240v – 50/60Hz AC*	Self-powered / powered 100v-240v – 50/60Hz AC	Self-powered / powered 100v-240v – 50/60Hz AC*
Minimum Watts	4 powered / 10 self-powered	4 powered / 10 self-powered	4 powered / 7 self-powered	4 powered / 10 self-powered	4 powered / 7 self-powered
Minimum RPM	25 powered / 25 self-powered	25 powered / 25 self-powered	25 powered / 25 self-powered	25 powered / 25 self-powered	25 powered / 25 self-powered
Assembled Dimensions	147 x 65 x 156 cm / 57.7" x 25.8" x 61.6"	147 x 65 x 156 cm / 57.7" x 25.8" x 61.6"	147 x 65 x 155 cm / 57.7" x 25.8" x 61"	147 x 65 x 155 / 57.7" x 25.8" x 60.9"	147 x 65 x 155 / 57.7" x 25.8" x 60.9"
Max User Weight	182 kg / 400 lbs.	182 kg / 400 lbs.	182 kg / 400 lbs.	182 kg / 400 lbs	182 kg / 400 lbs.
Assembled Weight	100.5 kg / 221.5 lbs.	100 kg / 220 lbs.	971 kg / 214 lbs.	100 kg / 220 lbs.	96.2 kg / 212 lbs.
Shipping Weight	103 kg / 227 lbs.	102 kg / 224.9 lbs.	101 kg / 222 lbs.	102 kg / 224.9 lbs	99.7 kg / 219 lbs.
WARRANTY					
Frame	7 years	7 years	7 years	7 years	7 years
Generator	5 years	5 years	5 years	5 years	5 years
Parts & Labor	3 years	3 years	3 years	3 years	3 years
Wear Items (iPod® Cable, USB Port, Headphone Jack, Battery)	90 days parts	90 days parts	90 days parts	90 days parts	90 days parts

* Plug in equipment with xLD workout tracking for best results.

78 CYCLE SPECIFICATIONS

Images and specifications subject to change. Visit matrixfitness.com for latest warranty information.

FEATURES	R7xi Recumbent Cycle	R7xe Recumbent Cycle	R5x Recumbent Cycle	R3xe Recumbent Cycle	R3xm Recumbent Cycle	R3x Recumbent Cycle	R1xe Recumbent Cycle	R1x Recumbent Cycle
Contact & Telemetric HR	Yes	Yes	Yes	Yes	Yes	Yes	Yes	Yes
Handlebar Design	Seat side / front ergo bend	Seat side / front ergo bend	Seat side / front ergo bend	Seat side / front ergo bend	Seat side / front ergo bend	Seat side / front ergo bend	Seat side / front ergo bend	Seat side / front ergo bend
Integrated Arm Rests	No	No	No	No	No	No	No	No
Remote Buttons	Yes	Yes	Yes	Yes	Yes	Yes	Yes	Yes
Bottle Holder	Yes	Yes	Yes	Yes	Yes	Yes	Yes	Yes
CONSOLE								
Display Type	41 cm / 16" class projective capacitive touchscreen LCD	41 cm / 16" class touchscreen LCD	Dot-matrix LED with profile display	25.6 cm / 10.1" touchscreen LCD	Dot-matrix LED with profile display	Dot-matrix LED with profile display	25.6 cm / 10.1" touchscreen LCD	Alphanumeric LED display
Display Feedback	Time of Day, Time Elapsed, Time Remaining, Total Program Time, Distance (Kilometers or Miles), Calories, Calories per Hour, Level, Speed, Pace, Average Pace, RPM, Heart Rate, Peak Heart Rate, METs, Watts, Dynamic Profile Display, Static Profile Display	Time of Day, Time Elapsed, Time Remaining, Total Program Time, Distance (Kilometers or Miles), Calories, Calories per Hour, Level, Speed, Pace, Average Pace, RPM, Heart Rate, Peak Heart Rate, METs, Watts, Dynamic Profile Display, Static Profile Display	Time of Day, Time Elapsed, Time Remaining, Total Program Time, Distance (Kilometers or Miles), Calories, Calories per Hour, Level, Speed, Level, RPM, Heart Rate, METs, Watts, Workout Profile	Time of Day, Time Elapsed, Time Remaining, Total Program Time, Distance (Kilometers or Miles), Calories, Calories per Hour, Level, Speed, Pace, Average Pace, RPM, Heart Rate, Peak Heart Rate, METs, Watts, Dynamic Profile Display, Static Profile Display	Time of Day, Time Elapsed, Time Remaining, Total Program Time, Distance (Kilometers or Miles), Calories, Level, Speed, RPM, Heart Rate, METs, Watts, Workout Profile	Time of Day, Time Elapsed, Time Remaining, Total Program Time, Distance (Kilometers or Miles), Calories, Calories per Hour, Speed, Level, RPM, Heart Rate, METs, Watts, Workout Profile	Time, Distance (Kilometers or Miles), Calories, Calories per Hour, Speed, Level, RPM, Heart Rate, METs, Watts, Workout Profile	Time of Day, Distance (Kilometers or Miles), Calories, Calories per Hour, Level, Speed, RPM, Heart Rate, METs, Watts
Secondary Data Display	Yes	Yes	No	No	No	No	No	No
User-defined Multi-language Display	English, German, French, Italian, Spanish, Dutch, Portuguese, Chinese (s), Chinese (t), Japanese, Korean, Swedish, Finnish, Russian, Arabic, Turkish, Polish, Welsh, Basque, Vietnamese, Somali, Danish	English, German, French, Italian, Spanish, Dutch, Portuguese, Chinese (s), Chinese (t), Japanese, Korean, Swedish, Finnish, Russian, Arabic, Turkish, Polish, Welsh, Basque, Vietnamese, Somali, Danish	English, German, French, Italian, Spanish, Dutch, Portuguese, Japanese, Swedish, Finnish, Turkish, Polish, Russian, Danish	English, German, French, Italian, Spanish, Dutch, Portuguese, Chinese (s), Chinese (t), Japanese, Korean, Swedish, Finnish, Russian, Arabic, Turkish, Polish, Welsh, Basque, Vietnamese, Somali, Danish	Accessible only through manager menu: English, German, French, Italian, Spanish, Dutch, Portuguese, Japanese, Swedish, Finnish, Turkish, Polish	Accessible only through Manager Menu: English, German, French, Italian, Spanish, Dutch, Portuguese, Japanese, Swedish, Finnish, Turkish, Polish	English, German, French, Italian, Spanish, Dutch, Portuguese, Chinese (s), Chinese (t), Japanese, Korean, Swedish, Finnish, Russian, Arabic, Turkish, Polish, Welsh, Basque, Vietnamese, Somali, Danish	Accessible only through Manager Menu: English, German, French, Italian, Spanish, Dutch, Portuguese, Japanese, Swedish, Finnish, Turkish, Polish
Resistance Range	1-30	1-30	1-30	1-30	1-30	1-30	1-30	1-30
Workouts	Manual, Rolling Hills, Target HR, Interval Training, Constant Watts, Fat Burn, Fitness Test, Time Goal, Calorie Goal, Distance Goal, Sprint 8, Virtual Active	Manual, Rolling Hills, Target HR, Interval Training, Constant Watts, Fat Burn, Fitness Test, Time Goal, Calorie Goal, Distance Goal, Sprint 8	Manual, Rolling Hills, Target HR, Interval Training, Constant Watts, Fat Burn, Fitness Test	Manual, Rolling Hills, Target HR, Interval Training, Constant Watts, Fat Burn, Fitness Test, Calorie Goal, Distance Goal, Time Goal	Manual, Constant Watts, Fat Burn, Interval Training, Target Heart Rate, Fitness Test	Manual, Interval Training, Fat Burn, Fitness Test, Target HR, Constant Watts	Manual, Rolling Hills, Target HR, Interval Training, Constant Watts, Fat Burn, Fitness Test, Calorie Goal, Distance Goal, Time Goal	Manual, Target HR, Intervals, Constant Watts, Fat Burn, Fitness Test
CSAFE Ready	Yes	Yes	Yes	Yes	Yes	Yes	Yes	Yes
IPTV Compatible	Yes	Yes	No	Yes	No	No	No	No
Prodiom Compatible	Yes	Yes	Optional – add-on TV	Yes	No	Optional – add-on TV	No	Optional – add-on TV
FitTouch Technology	Yes	Yes	No	Yes	No	No	Yes	No
Instant On Technology	Yes	Yes	Yes	Yes	Yes	Yes	Yes	Yes
One-button Start	Yes	Yes	Yes	Yes	Yes	Yes	Yes	Yes
On-the-fly Program Change	Yes	Yes	Yes	Yes	Yes	Yes	Yes	Yes
Integrated Vista Clear Television Technology	Yes	Yes	No	Yes	No	No	Yes	No
FITCONNEXION Ready	No	No	Yes	No	No	Yes	No	Yes
Ethernet Compatible	Yes	Yes	No	Yes	No	No	No	No
WiFi Enabled	Yes	Yes	Optional	Optional	Optional	Optional	Optional	Optional
Bluetooth Enabled	Yes	Yes	No	Optional	No	No	Optional	No
Connects to Apple Watch	Yes	Yes	No	No	No	No	No	No
iPod / iPhone Compatible	Made for iPod, iPhone	Made for iPod, iPhone	Charging only	Charging only	Charging only	Charging only	Charging only	Charging only
Multimedia Playback	Compatible with most tablets and smartphones	Compatible with most tablets and smartphones	No	Compatible with most tablet and smartphone systems using Android OS	No	No	Compatible with most tablet and smartphone systems using Android OS	No
Personal Fan	Yes	Yes	Yes	No	No	No	No	No
Personal Trainer Portal Compatible	Yes	Yes	No	Yes	No	No	No	No
USB Port	Yes	Yes	Yes	Yes	Yes	Yes	Yes	Yes
Virtual Active Compatible	Included	Yes	No	Yes	No	No	Yes	No
Asset Management Compatible	Included	Yes	Yes	Yes	Yes	Yes	Yes	Yes
Workout Tracking Network Compatible	Yes	Yes	Yes	Yes	No	Yes	Yes	Yes
Web Connectivity	Custom app interface in addition to web browser	Optional	No	Optional	No	No	Optional	No
Facility Communication Portal/ Calendar	Programmed through Asset Management	Optional	No	Optional	No	No	Optional	No
RFID Compatible	Included	Included	Yes	No	No	No	No	No
Pause Function	Yes	Yes	Yes	Yes	Yes	Yes	Yes	Yes
Reading Rack	Yes	Yes	No	Yes	Yes	Yes	Yes	Yes
RESISTANCE SYSTEM								
Resistance System	Brushless generator	Brushless generator	Brushless generator	Brushless generator	Brushless generator	Brushless generator	Brushless generator	Brushless generator
TECH SPECS								
Crank Design	Three piece with integrated pullers	Three piece with integrated pullers	Three piece with integrated pullers	Three piece with integrated pullers	User adjustable cranks	Three piece with integrated pullers	Three piece with integrated pullers	Three piece with integrated pullers
Power Requirements	Self-powered / powered 100v-240v – 50/60Hz AC	Self-powered / powered 100v-240v – 50/60Hz AC	Self-powered / powered 100v-240v – 50/60Hz AC*	Self-powered / powered 100v-240v – 50/60Hz AC	Self-powered / powered 100v-240v – 50/60Hz AC	Self-powered / powered 100v-240v – 50/60Hz AC*	Powered 100v-240v – 50/60Hz AC	Self-powered / powered 100v-240v – 50/60Hz AC*
Minimum Watts	4 powered / 10 self-powered	4 powered / 10 self-powered	4 powered / 7 self-powered	4 powered / 10 self-powered	4 powered / 7 self-powered	4 powered / 7 self-powered	12 powered	4 powered / 7 self-powered
Minimum RPM	25 powered / 25 self-powered	25 powered / 25 self-powered	25 powered / 25 self-powered	25 powered / 25 self-powered	25 powered / 25 self-powered	25 powered / 25 self-powered	25 powered	25 powered / 25 self-powered
Assembled Dimensions	150 x 65 x 140 cm / 59.1" x 25.3" x 55.1"	150 x 65 x 140 cm / 59.1" x 25.3" x 55.1"	150 x 65 x 138 cm / 59.1" x 25.3" x 54.5"	150 x 65 x 138 / 59.1" x 25.3" x 54.4"	150 x 65 x 140 cm / 59.2" x 25.7" x 55.1"	150 x 65 x 138 / 59.1" x 25.3" x 54.4"	154 x 68 x 146 cm / 60.7" x 26.7" x 57.4"	154 x 68 x 146 cm / 60.7" x 26.7" x 57.4"
Max User Weight	182 kg / 400 lbs.	182 kg / 400 lbs.	182 kg / 400 lbs.	182 kg / 400 lbs	182 kg / 400 lbs.	182 kg / 400 lbs.	182 kg / 400 lbs	182 kg / 400 lbs.
Assembled Weight	90.3 kg / 199 lbs.	89 kg / 196 lbs.	88.6 kg / 195 lbs.	89 kg / 196.3 lbs.	87.5 kg / 192.9 lbs.	87.5 kg / 192.9 lbs.	76 kg / 167 lbs	82 kg / 181 lbs.
Shipping Weight	100 kg / 220 lbs.	101.2 kg / 223.5 lbs.	100.3 kg / 221 lbs.	101.3 kg / 223.5 lbs.	99.7 kg / 219 lbs.	99.7 kg / 219.8 lbs.	92.6 kg / 204 lbs	100 kg / 220 lbs.
WARRANTY								
Frame	7 years	7 years	7 years	7 years	7 years	7 years	7 years**	7 years**
Generator	5 years	5 years	5 years	5 years	5 years	5 years	5 years**	5 years**
Parts & Labor	3 years	3 years	3 years	3 years	3 years	3 years	3 years**	3 years**
Wear Items (iPod® Cable, USB Port, Headphone Jack, Battery)	90 days parts	90 days parts	90 days parts	90 days parts	90 days parts	90 days parts	90 days parts**	90 days parts**

* Plug in equipment with xLD workout tracking for best results.

Images and specifications subject to change. Visit matrixfitness.com for latest warranty information.

FEATURES	U7xi Upright Cycle	U7xe Upright Cycle	U5x Upright Cycle	U3xe Upright Cycle	U3x Upright Cycle	U1xe Upright Cycle	U1x Upright Cycle
Contact & Telemetric HR	Yes	Yes	Yes	Yes	Yes	Yes	Yes
Handlebar Design	Molded racing design with elbow support	Molded racing design with elbow support	Molded racing design with elbow support	Molded racing design with elbow support	Molded racing design with elbow support	Full racing style with elbow support	Full racing style with elbow support
Integrated Arm Rests	Yes	Yes	Yes	Yes	Yes	No	No
Remote Buttons	Yes	Yes	Yes	Yes	Yes	No	No
Bottle Holder	Yes	Yes	Yes	Yes	Yes	Yes	Yes
CONSOLE							
Display Type	41 cm / 16" class projective capacitive touchscreen LCD	41 cm / 16" class touchscreen LCD	Dot-matrix LED with profile display	25.6 cm / 10.1" touchscreen LCD	Dot-matrix LED with profile display	25.6 cm / 10.1" touchscreen LCD	Alphanumeric LED display
Display Feedback	Time of Day, Time Elapsed, Time Remaining, Total Program Time, Distance (Kilometers or Miles), Calories, Calories per Hour, Level, Speed, Pace, Average Pace, RPM, Heart Rate, Peak Heart Rate, METs, Watts, Dynamic Profile Display, Static Profile Display	Time of Day, Time Elapsed, Time Remaining, Total Program Time, Distance (Kilometers or Miles), Calories, Calories per Hour, Level, Speed, Pace, Average Pace, RPM, Heart Rate, Peak Heart Rate, METs, Watts, Dynamic Profile Display, Static Profile Display	Time of Day, Time Elapsed, Time Remaining, Total Program Time, Distance (Kilometers or Miles), Calories, Speed, Level, RPM, Heart Rate, METs, Watts, Workout Profile	Time of Day, Time Elapsed, Time Remaining, Total Program Time, Distance (Kilometers or Miles), Calories, Calories per Hour, Level, Speed, Pace, Average Pace, RPM, Heart Rate, Peak Heart Rate, METs, Watts, Dynamic Profile Display, Static Profile Display	Time of Day, Time Elapsed, Time Remaining, Total Program Time, Distance (Kilometers or Miles), Calories, Calories per Hour, Speed, Level, RPM, Heart Rate, METs, Watts, Workout Profile	Time, Time Elapsed, Time Remaining, Total Program Time, Distance (Kilometers or Miles), Calories, Calories per Hour, Level, Speed, Pace, Average Pace, RPM, Heart Rate, Peak Heart Rate, METs, Watts, Dynamic Profile Display, Static Profile Display	Time of Day, Distance, (Kilometers or Miles), Calories, Calories per Hour, Level, Speed, RPM, Heart Rate, METs, Watts
Secondary Data Display	Yes	Yes	No	No	No	No	No
User-defined Multi-language Display	English, German, French, Italian, Spanish, Dutch, Portuguese, Chinese (s), Chinese (t), Japanese, Korean, Swedish, Finnish, Russian, Arabic, Turkish, Polish, Welsh, Basque, Vietnamese, Somali, Danish	English, German, French, Italian, Spanish, Dutch, Portuguese, Chinese (s), Chinese (t), Japanese, Korean, Swedish, Finnish, Russian, Arabic, Turkish, Polish, Welsh, Basque, Vietnamese, Somali, Danish	English, German, French, Italian, Spanish, Dutch, Portuguese, Japanese, Swedish, Finnish, Turkish, Polish, Russian, Danish	English, German, French, Italian, Spanish, Dutch, Portuguese, Chinese, Japanese, Korean, Swedish, Finnish, Russian, Arabic, Turkish, Polish, Welsh, Basque, Vietnamese, Somali, Danish	Accessible only through Manager Menu: English, German, French, Italian, Spanish, Dutch, Portuguese, Japanese, Swedish, Finnish, Turkish, Polish	English, German, French, Italian, Spanish, Dutch, Portuguese, Chinese, Japanese, Korean, Swedish, Finnish, Russian, Arabic, Turkish, Polish, Welsh, Basque, Vietnamese, Somali, Danish	Accessible only through Manager Menu: English, German, French, Italian, Spanish, Dutch, Portuguese, Japanese, Swedish, Finnish, Turkish, Polish
Resistance Range	1-30	1-30	1-30	1-30	1-30	1-30	1-30
Workouts	Manual, Rolling Hills, Target HR, Interval Training, Constant Watts, Fat Burn, Fitness Test, Time Goal, Calorie Goal, Distance Goal, Sprint 8, Virtual Active	Manual, Rolling Hills, Target HR, Interval Training, Constant Watts, Fat Burn, Fitness Test, Time Goal, Calorie Goal, Distance Goal, Sprint 8	Manual, Rolling Hills, Target HR, Interval Training, Constant Watts, Fat Burn, Fitness Test	Manual, Rolling Hills, Target HR, Interval Training, Constant Watts, Fat Burn, Fitness Test, Calorie Goal, Distance Goal, Time Goal	Manual, Target HR, Interval Training, Constant Watts, Fat Burn, Fitness Test	Manual, Rolling Hills, Target HR, Interval Training, Constant Watts, Fat Burn, Fitness Test, Calorie Goal, Distance Goal, Time Goal	Manual, Target HR, Intervals, Constant Watts, Fat Burn, Fitness Test,
CSAFE Ready	Yes	Yes	Yes	Yes	Yes	Yes	Yes
IPTV Compatible	Yes	No	No	Yes	No	No	No
ProIdiom Compatible	Yes	Yes	Optional – add-on TV	Yes	Optional – add-on TV	No	Optional – add-on TV
FitTouch Technology	Yes	Yes	No	Yes	No	Yes	No
Instant On Technology	Yes	Yes	Yes	Yes	Yes	Yes	Yes
One-button Start	Yes	Yes	Yes	Yes	Yes	Yes	Yes
On-the-fly Program Change	Yes	Yes	Yes	Yes	Yes	Yes	Yes
Integrated Vista Clear Television Technology	Yes	Yes	No	Yes	No	Yes	No
FITCONNEXION Ready	No	No	Yes	No	Yes	No	Yes
Ethernet Compatible	Yes	Yes	No	Yes	No	No	No
WiFi Enabled	Yes	Yes	Optional	Optional	Optional	Optional	Optional
Bluetooth Enabled	Yes	Yes	No	Optional	No	Optional	No
Connects to Apple Watch	Yes	Yes	No	No	No	No	No
iPod / iPhone Compatible	Made for iPod, iPhone	Made for iPod, iPhone	Charging only	Charging only	Charging only	Charging only	Charging only
Multimedia Playback	Compatible with most tablets and smartphones	Compatible with most tablets and smartphones	No	Compatible with most tablet and smartphone systems using Android OS	No	Compatible with most tablet and smartphone systems using Android OS	No
Personal Fan	Yes	Yes	Yes	No	No	No	No
Personal Trainer Portal Compatible	Yes	Yes	No	Yes	No	No	No
USB Port	Yes	Yes	Yes	Yes	Yes	Yes	Yes
Virtual Active Compatible	Included	Yes	No	Yes	No	Yes	No
Asset Management Compatible	Included	Yes	Yes	Yes	Yes	Yes	Yes
Workout Tracking Network Compatible	Yes	Yes	Yes	Yes	Yes	Yes	Yes
Web Connectivity	Custom app interface in addition to web browser	Optional	No	Optional	No	Optional	No
Facility Communication Portal/ Calendar	Programmed through Asset Management	Optional	No	Optional	No	Optional	No
RFID Compatible	Included	Included	Yes	No	No	No	No
Pause Function	Yes	Yes	Yes	Yes	Yes	Yes	Yes
Reading Rack	Yes	Yes	No	Yes	Yes	Yes	Yes
RESISTANCE SYSTEM							
Resistance System	Brushless generator	Brushless generator	Brushless generator	Brushless generator	Brushless generator	Brushless generator	Brushless generator
TECH SPECS							
Crank Design	Three piece with integrated pullers	Three piece with integrated pullers	Three piece with integrated pullers	Three piece with integrated pullers	Three piece with integrated pullers	Three piece with integrated pullers	Three piece with integrated pullers
Power Requirements	Self-powered / powered 100v-240v – 50/60Hz AC	Self-powered / powered 100v-240v – 50/60Hz AC	Self-powered / powered 100v-240v – 50/60Hz AC*	Self-powered / powered 100v-240v – 50/60Hz AC	Self-powered / powered 100v-240v – 50/60Hz AC*	Powered 100v-240v – 50/60Hz AC	Self-powered / powered 100v-240v – 50/60Hz AC*
Minimum Watts	4 powered / 10 self-powered	4 powered / 10 self-powered	4 powered / 7 self-powered	4 powered / 10 self-powered	4 powered / 7 self-powered	12 powered	4 powered / 7 self-powered
Minimum RPM	25 powered / 25 self-powered	25 powered / 25 self-powered	25 powered / 25 self-powered	25 powered / 25 self-powered	25 powered / 25 self-powered	10 powered	25 powered / 25 self-powered
Assembled Dimensions	131 x 65 x 153 cm / 51.5" x 25.8" x 60.4"	131 x 65 x 153 cm / 51.5" x 25.8" x 60.4"	131 x 65 x 152 cm / 51.5" x 25.8" x 59.8"	131 x 65 x 152 cm / 51.5" x 25.8" x 59.7"	131 x 65 x 152 cm / 51.5" x 25.8" x 59.7"	117 x 66 x 147 cm / 46" x 26.1" x 57.7"	117 x 66 x 147 cm / 46" x 26.1" x 57.7"
Max User Weight	182 kg / 400 lbs.	182 kg / 400 lbs.	182 kg / 400 lbs.	182 kg / 400 lbs.	182 kg / 400 lbs.	182 kg / 400 lbs.	182 kg / 400 lbs.
Assembled Weight	891 kg / 196.4 lbs.	87.8 kg / 193.5 lbs.	87.4 kg / 192.6 lbs.	87.8 kg / 193.5 lbs.	86.3 kg / 190 lbs.	87.4 kg / 192.6 lbs.	65 kg / 143 lbs.
Shipping Weight	103 kg / 227 lbs.	102 kg / 224.9 lbs.	99.8 kg / 220 lbs.	102 kg / 224.9 lbs.	99.6 kg / 219.7 lbs.	99.8 kg / 220 lbs.	75 kg / 165 lbs.
WARRANTY							
Frame	7 years	7 years	7 years	7 years	7 years	7 years**	7 years**
Generator	5 years	5 years	5 years	5 years	5 years	5 years**	5 years**
Parts & Labor	3 years	3 years	3 years	3 years	3 years	3 years**	3 years**
Wear Items (iPod® Cable, USB Port, Headphone Jack, Battery)	90 days parts	90 days parts	90 days parts	90 days parts	90 days parts	90 days parts**	90 days parts**

* Plug in equipment with xLD workout tracking for best results.






GROUP TRAINING SHATTER LIMITS TOGETHER

Add our group training solutions to your cardio floor to give members the kind of heart-pumping variety they crave. Exclusive products and programs developed by industry experts will give your members the kind of signature exercise experience that keeps them coming back for more.

Visit matrixfitness.com or see our Group Training Brochure to learn more about how group training solutions can help you differentiate your facility and drive revenue growth by earning and retaining members.



TRAINING CYCLES





TARGET TRAINING DISPLAY

Our advanced CXP Target Training Cycle includes a unique display that makes it easy for anyone to achieve their goal. An integrated LED wrap lights with vibrant colors to help members maintain effort and hit their target whether they're tracking watts, calories, RPMs, heart rate or powering through a HIIT workout.



CXP TARGET TRAINING CYCLE

- Ideal for precision tracking during workouts that target watts, heart rate, RPMs, distance or calories, providing personalized intensity and progress metrics
- Intuitive touchscreen Target Training Display offers engaging graphics and an LED color wrap that helps instructors and riders gauge intensity (compatible with ANT+ and Bluetooth)
- Interval, pace, heart rate, goal-based and HIIT workouts provide variety
- Narrow Q-factor optimizes ergonomics for a real outdoor riding feel
- Low-maintenance, well-protected rear flywheel design includes magnetic resistance for smooth, consistent adjustments and watt measurement within 3% accuracy
- Contoured resistance lever provides tactile feedback for quick changes
- Intuitive adjustments customize the cycle to each user's body
- Ergonomically sculpted seat relieves pressure on touchpoints
- Multi-position handlebars include water bottle holders
- Forged steel pedal cranks include quick-adjust straps
- Quick-release service panel, removable pedal cranks and dial levelers streamline service and setup



CXM TRAINING CYCLE

- Ideal for metric-focused group cycling classes or for use by riders on your cardio floor
- Backlit LCD console clearly displays key metrics and offers intuitive operation when switching between watts, heart rate, RPMs or lap mode (compatible with ANT+ and Bluetooth)
- Narrow Q-factor optimizes ergonomics for a real outdoor riding feel
- Low-maintenance, well-protected rear flywheel design includes magnetic resistance for smooth, consistent adjustments and watt measurement within 10% accuracy
- Contoured resistance lever provides tactile feedback for quick changes
- Intuitive adjustments customize the cycle to each user's body
- Ergonomically sculpted seat relieves pressure on touchpoints
- Multi-position handlebars include water bottle holders
- Quick-release service panel and removable pedal cranks streamline service



CXC TRAINING CYCLE

- Ideal for group cycling classes or for use by riders on your cardio floor
- Narrow Q-factor optimizes ergonomics for a real outdoor riding feel
- Low-maintenance, well-protected rear flywheel design includes magnetic resistance for smooth, consistent adjustments
- Contoured resistance lever provides tactile feedback for quick changes
- Intuitive adjustments customize the cycle to each user's body
- Ergonomically sculpted seat relieves pressure on touchpoints
- Multi-position handlebars include water bottle holders
- Integrated device storage shelf keeps smartphones in view
- Optional wireless LCD console displays RPMs, calories, distance, time and heart rate when used with a heart rate strap
- Quick-release service panel and removable pedal cranks streamline service

S-DRIVE PERFORMANCE TRAINERS





TARGET TRAINING DISPLAY

Engineered specifically for goal-based training, the Target Training Display on the S-Drive Power makes it easier than ever for members to take on sprints, sled pushes and parachute training with precision metric tracking. The unique LED wrap helps trainers and members gauge intensity with bright colors and the integrated sub-max heart rate testing allows members to establish personalized targets just right for their ability level. Whether tracking watts, speed, time, distance, heart rate or taking on high intensity interval training, the personalized metrics help members maintain effort and reach their goals.



S-DRIVE™ POWER

- Intuitive touchscreen Target Training Display includes engaging graphics, interval and Sprint 8® programming and a unique LED wrap that helps trainers and members gauge intensity with bright colors (compatible with ANT+ and Bluetooth)
- Target Training Display pivots so coaches and trainers can easily view feedback
- Integrated sub-max heart rate testing helps members establish goals right for their ability level
- Sled brake with eight magnetic settings provides a true-to-life weighted sled pushing experience up to 122 kg / 270 lbs.
- Parachute brake with 11 settings gives users the feel of real parachute resistance
- Sled and parachute brakes can be used individually or together to vary between cardio and strength-building workouts
- Magnetic brake systems provide repeatable resistance ideal for athletic progression programs
- Easily adjustable harness allows for a complete upper body range of movement and stores conveniently out of the way when not in use
- Built-in bar simulates sled pushing and pulling while tracking power in watts
- 7-degree incline maintains natural sprint mechanics while reducing starting effort
- Full perimeter handrails offer easy entry and exit and support during lateral movement
- Low-inertia design with a true zero start speed and unlimited top speed offers true-to-life ground reaction force and quick deceleration, ideal for high-intensity interval training
- Lubrication-free, low-friction belt and heavy-duty deck design stands up to the most intense workouts
- 17.8 cm / 7" step-on height offers easy access for all users



S-DRIVE™ METRICS

- Quick-response, backlit LCD console clearly displays speed, time, distance and heart rate (with strap), offers instant access to interval and Sprint 8® programming and even pivots so coaches and trainers can view feedback
- Integrated sub-max heart rate testing helps members establish goals right for their ability level
- Sled brake with eight magnetic settings provides a true-to-life weighted sled pushing experience up to 122 kg / 270 lbs.
- Parachute brake with 11 settings gives users the feel of real parachute resistance
- Sled and parachute brakes can be used individually or together to vary between cardio and strength-building workouts
- Magnetic brake systems provide repeatable resistance ideal for athletic progression programs
- Easily adjustable harness allows for a complete upper body range of movement and stores conveniently out of the way when not in use
- Built-in bar simulates sled pushing and pulling without needing the space to use a traditional sled
- 7-degree incline maintains natural sprint mechanics while reducing starting effort
- Full perimeter handrails offer easy entry and exit and support during lateral movement
- Low-inertia design with a true zero start speed and unlimited top speed offers true-to-life ground reaction force and quick deceleration, ideal for high-intensity interval training
- Lubrication-free, low-friction belt and heavy-duty deck design stands up to the most intense workouts
- 17.8 cm / 7" step-on height offers easy access for all users



S-DRIVE™ PERFORMANCE TRAINER

- Sled brake with eight magnetic settings provides a true-to-life weighted sled pushing experience up to 122 kg / 270 lbs.
- Parachute brake with 11 settings gives users the feel of real parachute resistance
- Sled and parachute brakes can be used individually or together to vary between cardio and strength-building workouts
- Magnetic brake systems provide repeatable resistance ideal for athletic progression programs
- Easily adjustable harness allows for a complete upper body range of movement and stores conveniently out of the way when not in use
- Built-in bar simulates sled pushing and pulling without needing the space to use a traditional sled
- 7-degree incline maintains natural sprint mechanics while reducing starting effort
- Full perimeter handrails offer easy entry and exit and support during lateral movement
- Low-inertia design with a true zero start speed and unlimited top speed offers true-to-life ground reaction force and quick deceleration, ideal for high-intensity interval training
- Lubrication-free, low-friction belt and heavy-duty deck design stands up to the most intense workouts
- Self-powered design makes it easy to place the unit anywhere in your facility
- 17.8 cm / 7" step-on height offers easy access for all users

S-FORCE PERFORMANCE TRAINER





S-FORCE™ PERFORMANCE TRAINER

- Ideal for low-impact, high-intensity interval and athletic performance training as a part of circuit, group or stand-alone workouts
- Smooth, quiet magnetic resistance system and a specifically designed motion provide low-impact, high-intensity exercise
- With increased speed comes increased magnetic resistance, creating challenging progressive workouts
- Upright position targets the calves and hamstrings, while the acceleration position works the shins and quads
- User-defined path accommodates up to a 91 cm / 36" stride length
- Adjustable backlit console provides complete, easy-to-read feedback
- Clearly defined quick keys offer instant access to Sprint 8®, interval training and goal-based training programs
- Contoured handlebars offer multiple grips facilitating the upright and acceleration user positions
- Foot platforms and ergonomically sculpted seat provide stability when entering and exiting
- Cord-free design and integrated wheels make it easy to place the unit anywhere in your facility

ROWERS





TARGET TRAINING DISPLAY

Designed for goal-based training, the Target Training Display on the RXP Rower will reinvigorate rowing and make your facility stand out. The unique LED wrap helps trainers and members gauge intensity with bright colors and the integrated testing protocols allow members to establish personalized targets just right for their ability level. Whether measuring watts, 500-meter split, heart rate, SPMs, distance, calories or powering through a HIIT workout, members will be more motivated to hit their target.



RXP ROWER

- Ideal for creating metric-driven training circuits and original group rowing classes or for offering an engaging experience on your cardio floor
- Intuitive touchscreen Target Training Display offers engaging graphics and an LED color wrap that helps instructors and rowers gauge intensity (compatible with ANT+ and Bluetooth)
- Integrated testing protocols help instructors and members define and set personalized goals to make the most out of circuits and classes
- Interval, pace, target heart rate, goal-based workouts and Sprint 8® provide training variety
- Aluminum flywheel with 10 precise magnetic resistance settings offers challenge to first-time users and experienced rowers alike
- Ergo Form™ seat delivers a more comfortable exercise experience
- Seat lock offers enhanced stability when getting on or off the rower
- Long, reinforced handle includes a comfort-enhancing over-mold
- Can be lifted to stand vertically, minimizing footprint
- Transport wheels simplify movement within the facility
- Aluminum rail reinforced with stainless-steel strips adds lasting durability
- Low-maintenance cord and magnetic resistance system provide a smooth, quiet rowing experience



ROWER

- Adjustable, backlit console makes it easy to access training programs and see complete workout data
- Clearly defined quick keys provide instant access to time and distance based goals as well as high-intensity interval training programs
- Aluminum flywheel with 10 precise magnetic resistance settings offers challenge to first-time users and experienced rowers alike
- Ergo Form™ seat delivers a more comfortable exercise experience
- Seat lock offers enhanced stability when getting on or off the rower
- Long, reinforced handle includes a comfort-enhancing over-mold
- Can be lifted to stand vertically, minimizing footprint
- Transport wheels simplify movement within the facility
- Aluminum rail reinforced with stainless-steel strips adds lasting durability
- Low-maintenance cord and magnetic resistance system provide a smooth, quiet rowing experience
- Self-powered design makes it easy to place the unit anywhere in your facility



KRANKCYCLE

Johnny G Krankcycle by Matrix





KRANKCYCLE®

- Independent crank arms provide greater variety of movement to keep users engaged
- Ergonomically designed saddle allows easy transition between seated and standing exercise positions
- Adjustable crank-arm height encourages greater range of muscle activation
- Crank and flywheel assembly rotates to accommodate forward and reverse movements
- Shorter crank arms and narrow crank axis encourage speed and power training
- Wheelchair accessible when purchased without the seat
- Easily integrated into a functional circuit as an upper-body cardio station

Images and specifications subject to change. Visit matrixfitness.com for latest warranty information.

FEATURES	CXP Target Training Cycle	CXM Training Cycle	CXC Training Cycle
Power Measurement (Watt)	Direct (flywheel hub) via torque sensor (+/- 3% tolerance)	Calculated (+/-10% tolerance)	No
Resistance System	Magnetic	Magnetic	Magnetic
Resistance Levels	25	25	25
Emergency Stop	Push	Push	Push
Flywheel	Rear, aluminum, evenly-weighted	Rear, aluminum, evenly-weighted	Rear, aluminum, evenly-weighted
Adjustment Type	Quick-touch levers	Quick-touch levers	Quick-touch levers
Posts & Sliders	Aluminum, pin-to-lock adjustment	Aluminum, pin-to-lock adjustment	Aluminum, pin-to-lock adjustment
Handlebar Adjustments	Vertical & horizontal	Vertical & horizontal	Vertical & horizontal
Saddle	Ergonomically sculpted seat	Ergonomically sculpted seat	Ergonomically sculpted seat
Handlebar Design	Ergo-formed, multi-position, soft PVC	Ergo-formed, multi-position, soft PVC	Ergo-formed, multi-position, soft PVC
Saddle Adjustments	Vertical & horizontal	Vertical & horizontal	Vertical & horizontal
Water Bottle Holder	Dual, integrated on handlebar	Dual, integrated on handlebar	Dual, integrated on handlebar
CONSOLE			
Display Screen	Target Training capacitive touchscreen	Backlit LCD	Optional LCD
Display Feedback	RPM, Resistance Level, Watts, Average Watts, Time, Speed, Distance, Heart Rate, Calories	RPM, Resistance Level, Watts, Time, Speed, Distance, Heart Rate, Calories	RPM, Time, Distance Heart Rate, Calories
Programs	Target Training (RPM, Watts, Heart Rate, Calories, Distance), Goal-based (Time, Distance, Calories, Calories per Hour, Target HR), Pace, Intervals, Sprint 8	Intervals	No
Fitness Tests	FTP 8-min, FTP 20-min, Sub Maximal Heart Rate	No	No
Training Intensity Guide	Yes	No	No
Telemetric HR	Yes	Yes	Yes
WiFi Enabled	Optional	No	No
Bluetooth Enabled	Yes	Yes	No
ANT+ Enabled	Yes	Yes	No
Asset Management Compatible	Yes	No	No
Workout Tracking Compatible	Yes	No	No
RFID Enabled	Optional	No	No
FRAME			
Frame Color	Matte black	Matte black	Matte black
Frame Material	Steel	Steel	Steel
Shrouds & Guards	Full frame	Full frame	Full frame
Frame Design	Off-set	Off-set	Off-set
Q Factor	155 mm / 6.1"	155 mm / 6.1"	155 mm / 6.1"
Crank Type	Forged steel 170 mm	Forged steel 170 mm	Forged steel 170 mm
Pedal Type	Dual-sided SPD & easy-fit strap	Dual-sided SPD & toe cage	Dual-sided SPD & toe cage
Frame Stabilizer Bars	Oversized, hidden bolts & fixings	Oversized, hidden bolts & fixings	Oversized, hidden bolts & fixings
Protection Plates	Yes with rear-access stretch plates	Yes	Yes
Leveling Feet	4; with 2 rear easy-access dial levelers	4	4
Transport Wheels	2	2	2
DRIVE SYSTEM			
Drivetrain	Flexonic belt	Flexonic belt	Flexonic belt
Drivetrain Gear Ratio	1:10	1:10	1:10
TECH SPECS			
Power Requirements	Generator powered with battery back-up	Generator powered with battery back-up	N/A
Overall Dimensions (L x W x H)	122.4 x 56.4 x 102.8 cm / 48.2" x 22.2" x 40.5"	122.4 x 56.4 x 102.8 cm / 48.2" x 22.2" x 40.5"	122.4 x 56.4 x 102.8 cm / 48.2" x 22.2" x 40.5"
Product Weight	57.6 kg / 127 lbs.	56.5 kg / 124.5 lbs.	55.2 kg / 121.6 lbs.
Max User Weight	158.8 kg / 350 lbs.	158.8 kg / 350 lbs.	158.8 kg / 350 lbs.
WARRANTY			
Frame	10 years	10 years	10 years
Parts	3 years	3 years	3 years
Labor	1 year	1 year	1 year
Wear Items	1 year	1 year	1 year

Images and specifications subject to change. Visit matrixfitness.com for latest warranty information.

FEATURES	S-Drive Power	S-Drive Metrics	S-Drive Performance Trainer
Power Measurement (Watt)	Direct (sled bar)	No	No
Resistance System	Magnetic	Magnetic	Magnetic
Resistance Levels	11 parachute, 8 sled	11 parachute, 8 sled	11 parachute, 8 sled
User Harness	Adjustable, connection-free harness	Adjustable, connection-free harness	Adjustable, connection-free harness
Deck Type	Reversible 2.5 cm / 1"	Reversible 2.5 cm / 1"	Reversible 2.5 cm / 1"
Belt Type	Forbo, commercial grade	Forbo, commercial grade	Forbo, commercial grade
Running Area	152 x 51 cm / 60" x 22"	152 x 51 cm / 60" x 22"	152 x 51 cm / 60" x 22"
Step-on Height	17.8 cm / 7"	17.8 cm / 7"	17.8 cm / 7"
Incline Range	7" fixed	7" fixed	7" fixed
Speed Range	User-defined	User-defined	User-defined
CONSOLE			
Display Screen	Target Training capacitive touchscreen	Backlit LCD	N/A
Display Feedback	Time, Distance, Calories, Speed, Watts, Heart Rate, Calories	Time, Distance, Heart Rate, Calories	N/A
Programs	Target Training (Watts, Speed, Heart Rate, Distance), Goal-based (Time, Distance, Watts), Intervals, Pace, Target HR, Sprint 8	Manual, Intervals, Sprint 8	N/A
Fitness Tests	Sub Maximal Heart Rate	Sub Maximal Heart Rate	N/A
Training Intensity Guide	Yes	No	N/A
Telemetric HR	Yes	Yes	N/A
WiFi Enabled	Yes	No	N/A
Bluetooth Enabled	Yes	No	N/A
ANT+ Enabled	Yes	No	N/A
Asset Management Compatible	Optional	No	N/A
Workout Tracking Compatible	Optional	No	N/A
RFID Enabled	Optional	No	N/A
DRIVE SYSTEM			
Drive System	Dual magnetic maintenance-free brakes	Dual magnetic maintenance-free brakes	Dual magnetic maintenance-free brakes
TECH SPECS			
Power Requirements	DC plug in	Generator powered and DC plug in	N/A
Overall Dimensions (L x W x H)	195 x 88.3 x 150 cm / 76.8" x 34.8" x 59"	195 x 88.3 x 150 cm / 76.8" x 34.8" x 59"	195 x 88.3 x 150 cm / 76.8" x 34.8" x 59"
Product Weight	122.5 kg / 270 lbs.	122.5 kg / 270 lbs.	122.5 kg / 270 lbs.
Max User Weight	182 kg / 400 lbs.	182 kg / 400 lbs.	182 kg / 400 lbs.
Shipping Weight	145.2 kg / 320 lbs.	145.2 kg / 320 lbs.	145.2 kg / 320 lbs.
WARRANTY			
Frame	7 years	7 years	7 years
Battery	1 year	1 year	N/A
Parts	3 years	3 years	3 years
Labor	3 years	3 years	3 years
Wear Items (user harness)	90 days parts	90 days parts	90 days parts

FEATURES	S-Force Performance Trainer
Stride Length	91.4 cm / 36"
Resistance Levels	5
Handlebar Design	Multi-position handlebar
Pedals	Self-leveling with quick-release strap
Transport	3 wheel transport
CONSOLE	
Display Screen	Extra-large backlit LCD display
Display Feedback	Time, Distance, SPM (steps per minute), Steps, Heart Rate (with heart rate strap), Calories
Programs	Sprint 8, Goals, Interval, Challenge
Telemetric Receiver	Yes
TECH SPECS	
Resistance Technology	Magnetic resistance
Max User Weight	181.4 kg / 400 lbs.
Product Weight	132 kg / 290 lbs.
Shipping Weight	155 kg / 340 lbs.
Overall Dimensions (L x W x H)	182 x 69 x 166 cm / 72" x 27" x 66"
Power Requirements	3 D-cell batteries
WARRANTY	
Frame	7 years
Parts	3 years
Console	2 years
Labor	3 years
Wear Items (user harness)	6 months

FEATURES	RXP Rower	Rower
Power Measurement (Watt)	Calculated	Calculated
Resistance System	Magnetic	Magnetic
Resistance Levels	10	10
Handlebar Design	Extra-long ergo-grip	Extra-long ergo-grip
Foot Stretchers	Adjustable heel cups with easy-to-read settings	Adjustable heel cups with easy-to-read settings
Monorail	Aluminum	Aluminum
CONSOLE		
Display Screen	Target Training capacitive touchscreen	Extra-large backlit LCD display
Display Feedback	Time, Distance, SPM, Watts, Heart Rate, Calories, 500-meter Split	Time, Distance, SPM, Stroke, Watts, Heart Rate, Calories, 500-meter Split
Programs	Target Training (SPM, 500-meter Split, Watts, Heart Rate, Calories, Distance), Goal-based (Time, Distance, Calories, Calories per Hour, Target HR), Pace, Intervals, Sprint 8	Manual, Interval, Challenge
Fitness Tests	500-meter, 2000-meter, Step Power Test, Sub Maximal Heart Rate	No
Training Intensity Guide	Yes	No
Telemetric HR	Yes	Yes
WiFi Enabled	Yes	No
Bluetooth Enabled	Yes	No
ANT+ Enabled	Yes	No
Asset Management Compatible	Yes	No
Workout Tracking Network Compatible	Yes	No
RFID Enabled	Optional	No
DRIVE SYSTEM		
Drive System	Coil spring poly-V belt	Coil spring poly-V belt
TECH SPECS		
Power Requirement	Generator powered and DC plug in	Generator powered with battery back-up
Overall Dimensions (L x W x H)	223 x 55 x 97 cm / 87.6" x 21.5" x 38"	223 x 55 x 58 cm / 87.6" x 21.5" x 22.8"
Product Weight	59.2 kg / 130.5 lbs.	59 kg / 130 lbs.
Max User Weight	160 kg / 350 lbs.	160 kg / 350 lbs.
Shipping Weight	70.5 kg / 155.4 lbs.	69 kg / 152 lbs.
WARRANTY		
Frame	7 years	7 years
Labor	3 years	3 years
Parts	3 years	3 years
Wear Items	2 years (rope, seat, foot support) 1 year (battery, other)	2 years (rope, seat, foot support) 1 year (other)

FEATURES	Krankcycle
Drive System	Chain drive
Frame	Steel base frame with cast iron drive frame treated with zinc oxide and polyester powder coating
TECH SPECS	
Overall Dimensions L x W x H	144 x 68 x 105 cm / 56.5" x 26.8" x 41.5"
Weight	57 kg / 142.4 lbs.
Max User Weight	159 kg / 350 lbs.
WARRANTY	
Frame	5 years
Cranks, Brackets, Flywheel	2 years
Bearings, Tension Knob Assembly	1 year
Wear Items (brake pad, water bottle holder)	90 days parts
Labor	1 year

A TRULY GLOBAL COMPANY

Australia / New Zealand

Johnson Health Tech Australia Pty. Ltd.

Brazil

Johnson Health Tech Brasil

Canada

Johnson Health Tech Canada/STAK Fitness

China

Johnson Health Tech (Shanghai) Co., Ltd.

Denmark

Johnson Health Tech Denmark ApS

France

Johnson Health Tech France

Germany / Austria

Johnson Health Tech GmbH

Greece

Johnson Health Tech Hellas SA

Hong Kong

Johnson Health Tech Hong Kong

Italy

Johnson Health Tech Italia Spa

Japan

Johnson Health Tech Japan

Korea

Johnson Health Tech Co., Ltd. Korea

Malaysia

Johnson Fitness (Malaysia) SDN. BHD.

Mexico

Johnson Health Tech Mexico

Netherlands / Belgium / Luxembourg

Matrix Fitness Benelux

Philippines

Johnson Health Tech Philippines Inc.

Poland

Johnson Health Tech Sp. Z. O. O.

Romania

Johnson Health Tech Romania

Spain / Portugal

Johnson Health Tech Ibérica SL

Switzerland

Johnson Health Tech (Schweiz) GmbH

Taiwan

Johnson Health Tech Taiwan

Thailand

Johnson Health Tech (Thailand) Co., Ltd.

United Arab Emirates / Jordan /**Kuwait / Oman / Qatar**

Johnson Health Tech Middle East

United Kingdom

Johnson Health Tech UK Ltd.

United States

Johnson Health Tech North America

Vietnam

Johnson Health Tech (Vietnam) Co. Ltd.

Visit matrixfitness.com for full contact information.

MATRIX

About Matrix Fitness

Matrix is a brand of Johnson Health Tech (JHT). JHT has been producing premium fitness equipment since 1975 and is among the fastest-growing manufacturers of fitness equipment in the world. It has earned both ISO 9002 and 9001 certifications. A truly global company with 26 subsidiaries worldwide, JHT has the intellectual resources necessary to produce the most technologically advanced equipment on the market and the economies of scale needed to deliver the best value possible.








MATRIX

Matrix Fitness

1600 Landmark Drive
Cottage Grove, WI 53527 USA

matrixfitness.com

   [matrixfitnessusa](https://matrixfitnessusa.com) | 866.693.4863

©2019 Matrix Fitness. All Rights Reserved.

AUTHORIZED MATRIX FITNESS DISTRIBUTOR